




**NEW Towtal View
HD Camera**



See page 36 for details

Load Support Application Guide 2025

**Adjustable Air Spring Kits,
On-Board Compressor Systems
and Towtal View Products**

Scan to see all the latest fitments →



TABLE OF CONTENTS



Popular Applications 3

Why Air Springs? 4

Why Air Lift? 5

Adjustable Load Support Product Overview 6

Adjustable Load Support Applications 8

SlamAir Applications Load support for lowered vehicles 34

Drag Bags Applications Air suspension for drag racing 34

Motorhome/RV/Step Van Applications 35

Air Lift 1000 Universal Air Spring Kits 35

Towtal View HD Camera with Versatile Mounts 36

Towtal View LaneGuard and LaneGuard Pro Blindspot Detection Systems 37

On-Board Air Compressor Systems 38

Universal Air Spring Spacers and Cradles for Lifted Vehicles 38

Digital Portable Compressor 39

7-Way Power Adapter 39

Battery Clamp Adapter. 39

3 in 1 Air Down Gauge 39

Compressor System Parts 40

Service Parts 41

Stainless Steel Upgrade Kits 41

Replacement Air Springs 42

Frequently Asked Questions 43

POPULAR APPLICATIONS



Year	Model	AIR LIFT 1000™	AIR LIFT 1000HD™	RideControl™	LoadLifter 5000™	LoadLifter 5000™ Ultimate	LoadLifter 7500 XL Ultimate™	Air Lift ProSeries
CHEVROLET/GMC								
2019-2025	Silverado/Sierra 1500 2WD & 4WD				57288	88288		93288
2019-2025	Silverado/Sierra 1500 Trail Boss & ZR2/AT4 & AT4X 4WD				57388	88388		93388
2019	Silverado 1500 Legacy/Sierra 1500 Limited				57204	88204		93204
2007-2019	Silverado/Sierra 1500 2WD & 4WD Short & Standard Bed			59565	57204	88204		
2007-2018	Silverado/Sierra 1500 2WD & 4WD Long Bed				57211	88211		
2011-2019	Silverado/Sierra 2500HD & 3500HD				57338	88338	57538	93338
2020-2025	Silverado/Sierra 2500HD (Silverado - No fit for ZR2/Sierra - No fit for AT4)				57341	88341	57541	93341
2020-2025	Silverado/Sierra 3500HD				57341	88341	57541	93341
2017-2025	GMC Acadia	60857						
2021-2025	Chevy Blazer	60857						
2018-2025	Chevy Equinox/GMC Terrain	60856						
2000-2020	GMC Yukon & Yukon XL 1500	60769						
2000-2020	Chevy Tahoe 4 Door Only/Suburban 1500	60769						
1996-2025	Chevy Express G-2500 Heavy-duty				57205	88205		
1996-2025	Chevy Express G-3500 Passenger Van Only				57205	88205		
1996-2025	GMC Savana G-2500 & G-3500				57205	88205		
2015-2025	Chevy Colorado/GMC Canyon 2WD & 4WD (Does not fit diesel models)			59533				
2011-2015	Chevy/GMC C/K 3500 Commercial Chassis					88339		
RAM/JEEP								
2019-2025	RAM 1500 2WD (New body style)		60828HD					
2019-2025	RAM 1500 4WD (New body style) *See notes in listing		60828HD		57375*	88375*		93375*
2011-2024	RAM 1500 2WD & 4WD (Old body style)	60818	60818HD		57365	88365		93365
2014-2025	RAM 2500 2WD & 4WD (Old body style)	80532 (4WD)			57289	88289	57589	93289
2011-2018	RAM 3500 4WD				57295	88295	57595	93295
2019-2025	RAM 3500 2WD & 4WD	80532 (4WD)			57231	88231	57531	93231
2013-2025	RAM Promaster 1500, 2500, 3500				57233	88233		
2014-2023	Jeep Cherokee	60863						
2014-2023	Jeep Cherokee Trailhawk - Call for 2024/2025	60864						
2020-2025	Jeep Gladiator 4WD	60830						
2011-2024	Jeep Grand Cherokee 2WD & 4WD - Call for 2025	60825						
2018-2024	Jeep Wrangler JL 4WD - Call for 2025	60829						
FORD								
2019-2023	Ranger 2WD & 4WD				57234	88234		
2010-2014	F-150 2WD			59568	57228	88228		
2010-2014	F-150 4WD			59568	57200	88200		
2015-2020	F-150 2WD			59570	57268	88268		
2015-2020	F-150 4WD			59570	57385	88385		93285
2021-2025	F-150 2WD & 4WD (No fit for PowerBoost models)				57355	88355		93355
2021-2025	F-150 PowerBoost 4WD				57389	88389		
2011-2016	F-250 2WD				57395	88395		
2011-2016	F-250 4WD				57396	88396	57596	93396
2011-2016	F-350 2WD				57395	88395		
2011-2016	F-350 4WD				57396	88396	57596	93396
2017-2024	F-250 & F-350 2WD - Call for 2025				57391	88391		
2017-2019	F-250 & F-350 4WD				57399	88399	57577	93399
2020-2022	F-250 & F-350 SRW 4WD				57352	88352	57552	93352
2023-2025	F-250 & F-350 SRW 4WD				57354	88354	57554	93354
2020-2022	F-350 DRW 4WD						57550	
2020-2025	F-350 DRW 4WD				57380	88380		93380
2023-2025	F-350 DRW 4WD						57580	
2015-2016	F-450 Pickup Non-Commercial Chassis					88349		
2017-2022	F-450 Pickup Non-Commercial Chassis 4WD				57399	88399	57577	93399
2017-2024	F-450 Pickup Non-Commercial Chassis 4WD - Call for 2025				57399	88399		93399
2005-2025	F-450 & F-550 Commercial Chassis 2WD & 4WD				57345			
2020-2025	Explorer 2WD & 4WD	60855						
2015-2024	Transit 150, 250, 350 - Call for 2025				57213	88213		
NISSAN								
2013-2024	Frontier 4WD - Call for 2025				57244			
2017-2024	Titan - Call for 2025				57331	88331		
2016-2023	Titan XD - Call for 2024/2025				57229	88229		
TOYOTA								
2024-2025	Tacoma 4WD				57386			
2005-2023	Tacoma 2WD & 4WD - Call for 2024/2025				57300			
2007-2021	Tundra 2WD & 4WD					88299		
2022-2025	Tundra 2WD & 4WD (No fit for factory air or 5th wheel hitches)				57383	88383		

Please call 1.800.248.0892 for 2024 and 2025 applications.



Why Air Springs?


Tow and Haul with Safety and Comfort with Air Lift Adjustable Air Spring Kits

- Air springs ensure that weight is properly distributed to all four tires, which maximizes vehicle stability, safety and comfort (see graphics below)
- Add air when towing or hauling; deflate when riding empty for a softer ride
- Made with rugged, durable components
- Easy and quick to install with common hand tools
- No. 1 choice of professional drivers



WITHOUT AIR LIFT AIR SPRINGS...

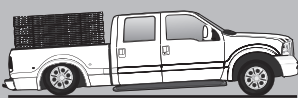
The vehicle squats, and the possibility of body roll and bottoming out increases.



WITH AIR LIFT AIR SPRINGS...

Ideal ride height is restored, providing greater safety and comfort.


Air Lift air spring kits solve these common problems



Squat
Proper weight distribution to all tires improves steering, braking and tire wear. This is especially important while towing; adjust the air springs to accept the tongue weight of the trailer.



Headlight Aim
Only level and stable vehicles provide safe and proper headlight aiming — critical for night driving safety.

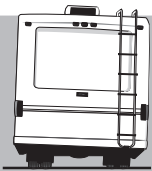


Braking and Steering
Front tires account for the majority of braking and steering. Air springs ensure that weight is properly distributed to all four tires for optimal braking and steering.

Bottoming Out
Air Lift springs restore normal ride height when loaded or towing, reducing suspension wear and eliminating crashing on bumps.



Rough Ride
Air Lift's progressive spring rate soaks up bumps, keeping tires on the road for better handling.



Body Roll
Air springs increase spring rate and vastly improve vehicle stability. Less roll means a safer and more comfortable ride.



Trailer Sway
When towing a trailer, air springs permit precise vehicle height adjustment for exact alignment, reducing trailer sway.

Why Air Lift?

Load Support Products That Fit, Work and Last. Guaranteed.

- A 3rd generation, family-owned Lansing, Michigan, suspension-specialty company since 1949
- Our in-house customer service department is available to answer your questions Monday through Friday, 8am-7pm (EST)
- The most comprehensive warranty plus an exclusive 60-day no-questions-asked, money-back guarantee
- Over 450 vehicle fitments
- Don't run around town trying to find a working air pump... Air Lift has the most innovative, easy-to-use on-board air compressor systems available



INDUSTRY EXCLUSIVE! Air Lift's Lifetime Warranty Covers the Entire Contents of the Air Spring Kit

While other companies offer a lifetime warranty on their air springs, only Air Lift covers the air springs as well as the entire contents of the kit, including brackets, fittings and air line. Air Lift Company warrants that Air Lift 1000, Air Lift 1000 HD, RideControl, LoadLifter 5000, LoadLifter 5000 Ultimate, LoadLifter 7500 XL Ultimate and ProSeries air spring systems will be free from manufacturer's defects in workmanship or materials for as long as the original purchaser owns the original vehicle of installation. This does not include installation or other service charges for replacement. Purchase receipts are required for all warranty claims. Go to www.airliftcompany.com/warranty/ for official warranty program details.

INDUSTRY EXCLUSIVE! Air Lift Guarantees Your Satisfaction or Your Money Back!



Air Lift offers a 60-Day No Questions Asked, Money-Back Guarantee on load support air springs and all load support on-board air compressor systems. Ride on Air Lift's air springs kit and/or use an Air Lift on-board air compressor system for 60 days. We guarantee you'll be happy with the improvement in ride comfort, load handling and air spring control, or get your money back. If you're not satisfied, you may remove the products and return them to your dealer for a full refund of your purchase price within the first 60 days after purchase.

Refund must be made by the selling agent. Offer is limited to purchasing a set of Air Lift 1000, Air Lift 1000 HD, RideControl, LoadLifter 5000, LoadLifter 5000 Ultimate, LoadLifter 7500 XL Ultimate, ProSeries or Slam Air air springs; limited to WirelessAir, WirelessOne, all LoadController on-board air compressor systems. Offer may be withdrawn at any time and does not include any units improperly installed, modified, substituted or abused. Valid only on private, non-commercial applications. Date proof of purchase is required. Does not include reimbursement for labor/installation.

Two-Year Warranty When Consumer Installs Themselves



Air Lift Company warrants to the original purchaser that WirelessAir™, WirelessOne™ and all LoadController™ on-board air compressor systems will be free from defects in workmanship or materials for two years on the vehicle from the date of the original purchase. This does not include installation or other service charges for replacement.

Four-Year Warranty When Installed by an Authorized Installer



When installed by an Air Lift Authorized Installer, Air Lift Company warrants to the original purchaser that WirelessAir and WirelessOne on-board air compressor systems will be free from defects in workmanship or materials for four years from the date of the original purchase. This does not include installation or other service charges for replacement.

Warranty programs may change at the discretion of Air Lift Company. View complete, detailed warranty information at <http://air-lift.co/ls warranty>



Warranty Information	
Air Lift ProSeries™	Lifetime Limited
LoadLifter 7500 XL Ultimate™	Lifetime Limited
LoadLifter 5000™ Ultimate	Lifetime Limited
LoadLifter 5000™	Lifetime Limited
RideControl™	Lifetime Limited
Air Lift 1000™	Lifetime Limited
Air Lift 1000 HD™	Lifetime Limited
SlamAir™	Lifetime Limited
WirelessAir™	2 or 4 Year Limited
WirelessOne™	2 or 4 Year Limited
LoadController™ Compact	2 Year Limited
LoadController™ Panel	2 Year Limited
Other Accessories	2 Year Limited
Performance Systems	1 Year Limited

Dedication to Quality

Air Lift Company is proud to be ISO 9001:2015 certified.

Air Lift Company is committed to fulfilling the requirements of its quality management system: to develop, manufacture and continuously improve the highest quality products that fit, work and last. Our goal is to consistently provide products and services that meet or exceed the requirements and expectations of our customers.



Adjustable Load Support Product Overview



Air Lift Product	Air Lift 1000™	Air Lift 1000 HD™	RideControl™		LoadLifter 5000™	LoadLifter 5000™ ULTIMATE	LoadLifter 7500 XL™ ULTIMATE	Air Lift® ProSeries
Representative Kit Photo								
Uses	Good for towing/hauling loads up to GVWR Adjustable load support for coil sprung vehicles	Good for towing/hauling loads up to GVWR Our highest rated coil spring insert exclusively for RAM 1500	Good for towing/hauling loads up to GVWR Excellent stability, safety and car-like ride comfort		Good for towing/hauling loads up to GVWR Safe and comfortable ride, loaded or unloaded	Good for towing/hauling loads up to GVWR Ultimate ride comfort with internal jounce bumper	Good for towing/hauling loads up to GVWR Level the heaviest loads at lower pressures	Good for towing/hauling loads up to GVWR Featuring aluminum anodized end caps
Fitment	<ul style="list-style-type: none">• Most SUVs, CUVs, cars and minivans with open coil springs• Motorhomes	<ul style="list-style-type: none">• RAM 1500 trucks	<ul style="list-style-type: none">• Most 1/2-ton trucks• Some vans		<ul style="list-style-type: none">• Most 1/2, 3/4 & 1-ton trucks• Motorhomes/RVs• Some full-size vans	<ul style="list-style-type: none">• Most 1/2, 3/4 & 1-ton trucks• Motorhomes/RVs• Some full-size vans	<ul style="list-style-type: none">• Popular 3/4 & 1-ton trucks	<ul style="list-style-type: none">• Most 1/2, 3/4 & 1-ton trucks• Motorhomes/RVs• Some full-size vans
Load-Leveling Capacity	Up to 1,000 lbs.*	Up to 2,100 lbs.*	Up to 2,000 lbs.*		Up to 5,000 lbs.*	Up to 5,000 lbs.*	Up to 7,500 lbs.*	Up to 5,000 lbs.*
Air Adjustable	From 5 to 35 PSI 90 PSI for motorhomes	From 5 to 50 PSI	From 5 to 100 PSI		From 5 to 100 PSI	From 5 to 100 PSI	From 5 to 100 PSI	From 5 to 100 PSI
Air Spring	Polyurethane coil-insert spring	Polyurethane coil-insert spring	Rubber sleeve-style spring		6-inch rubber convoluted bellows spring	6-inch rubber convoluted bellows spring with internal jounce bumper	7-inch rubber convoluted bellows spring with internal jounce bumper	6-inch rubber convoluted bellows spring
Compatible with most in-bed hitches	Yes	Yes	No		Yes (In most applications)	Yes (In most applications)	Yes	Yes (In most applications)
Additional Features		Schrader valve	Alignment tool		Roll plates	Roll plates Internal jounce bumper	Roll plates 20% more volume than LoadLifter 5000 Internal jounce bumper	Roll plates Aluminum anodized end caps Stainless steel attaching hardware
Warranty**								
Money-Back Guarantee**								

*Never exceed manufacturer's recommended Gross Vehicle Weight Rating.
**See page 5 for details.



Adjustable Load Support Applications									
Model	Start Year	End Year	Drive	Notes					

Acura									
MDX	2005	2013	F&A	Fits front and all wheel drive					
Buick - Car									
Century	1982	1996	FWD	Including station wagon					
Deluxe, Custom, Skylark, Sport Wagon	1964	1966							
Deluxe, Special, Skylark, Gran Sport	1967	1972		Excluding station wagon					
Electra & Park Avenue	1985	1996	FWD	Excluding station wagon					
Electra, Centurion, Wildcat, LeSabre	1965	1984		Excluding Estate Wagon					
Estate Wagon	1977	1990							
LeSabre	1985	1985	RWD						
LeSabre	1986	1999	FWD	Excluding station wagon					
LeSabre	2000	2005							
Park Avenue	1997	2005							
Regal, Century, Gran Sport, Luxus	1973	1987	RWD	Including station wagon					
Riviera	1979	1985							
Riviera	1995	1999							
Roadmaster Estate Wagon & Sedan	1991	1996							
Skylark	1985	1996							
Buick - Truck/SUV									
Enclave	2007	2017	F&A	2017 Limited only					
Encore GX	2020	2025	F&A						
Envision	2017	2020	F&A						
Cadillac - Car									
All Rear Wheel Drive Models	1965	1993							
Coupe Deville, Sedan Deville, Fleetwood	1985	1993							
Touring Sedan	1985	1993	FWD						
Cadillac - Truck/SUV									
Escalade 4-Door Only	1999	2000	2&4						
Escalade, Escalade XL	2002	2007	2&4	Will not fit factory-installed auto-leveling option on 2007 models					
XT5	2017	2025	AWD	Does not fit internal coil spring jounce bumper models					
Chevrolet - Car									
Beretta, Corsica	1988	1996							
Camaro, Z28	1982	2002							
Caprice, Impala	1971	1996		Excluding 94-96 SS models					
Caprice, Impala Station Wagons	1977	1996							
Impala, Bel Air, Biscayne	1958	1964		Including station wagons					
Cavalier	1982	1994		Including station wagons					
Celebrity	1982	1990		Including station wagons					
Chevvelle, El Camino	1964	1966							
Chevvelle, Malibu, Laguna	1973	1983		Including station wagons					
Chevvelle, Malibu, SS, '300' Deluxe, Monte Carlo	1967	1972		Excluding station wagons					
El Camino	1967	1987							
Impala Sedan, SS	1994	1996							
Malibu, Malibu Max	2004	2006							
Monte Carlo	1973	1988		Excluding SS					
Monte Carlo SS	1984	1988							

Add an Air Lift on-board air compressor system. See page 38 to learn more.

Wireless**AIR**



P/N 74000
P/N 74000EZ (with EZ Mount)

Wireless**ONE**



P/N 25980
P/N 25980EZ (with EZ Mount)

Wireless**ONE Tank + EZ Mount**



P/N 25981EZ

Load**Controller**



Single P/N 25854
Dual P/N 25856

Kit Type Abbreviations	
Air Lift 1000	AL
RideControl	RC
LoadLifter 5000	LL
LoadLifter 5000 Ultimate	U
LoadLifter 7500 XL Ultimate	XL

Features Key and Installation Scale

Features	Difficulty Level	Tools	Modification to Vehicle	Installation Time	
Internal jounce bumper	Up to 20% more volume than LoadLifter 5000	Easy	Hand tools	Number of hours a typical professional installer will take to complete a full installation 	
Stainless steel attaching hardware		Medium	Hand tools and drill		
Anodized aluminum endcaps		Expert	Special tools required		
			No metal drilling, grinding or removal of factory components.		
			Drilling may be required. Removal or temporary disconnection of factory components may be required.		
			Drilling, cutting and/or grinding required. Removal or temporary disconnection of factory components may be required.		

*Never exceed manufacturer's recommended Gross Vehicle Weight Rating.

Visit us at www.airliftcompany.com

8

Don't see a vehicle listed? Call (800) 248-0892

California: ⚠️WARNING: Cancer and Reproductive Harm – www.P65Warnings.ca.gov

ACURA — CHEVROLET CAR

9



Adjustable Load Support Applications

Adjustable Load Support Applications						<div>All Air Lift Front Kits</div> <div>(Representative front kit image)</div> <div>Application Information for All Air Lift Front Kits</div>					<div>Air Lift 1000 & Air Lift 1000 HD</div> <div>Up to 1,000 lbs. Load-Leveling Capacity*</div> <div>2,100 lbs. for 1000HD*</div>					<div>RideControl</div> <div>Up to 2,000 lbs. Load-Leveling Capacity*</div>					<div>LoadLifter 5000</div> <div>Up to 5,000 lbs. Load-Leveling Capacity*</div>					<div>LoadLifter 5000 ULTIMATE</div> <div>Up to 5,000 lbs. Load-Leveling Capacity*</div>					<div>LoadLifter 7500 XL ULTIMATE</div> <div>Up to 7,500 lbs. Load-Leveling Capacity*</div>					<div>Air Lift ProSeries</div> <div>Up to 5,000 lbs. Load-Leveling Capacity*</div>				
Model	Start Year	End Year	Drive	Notes		Kit	TYPE	DIFFICULTY LEVEL	TOOLS	INSTALL TIME	Kit	DIFFICULTY LEVEL	TOOLS	INSTALL TIME	Kit	DIFFICULTY LEVEL	TOOLS	INSTALL TIME	Kit	DIFFICULTY LEVEL	TOOLS	INSTALL TIME	Kit	DIFFICULTY LEVEL	TOOLS	INSTALL TIME	Kit	DIFFICULTY LEVEL	TOOLS	INSTALL TIME	Kit	DIFFICULTY LEVEL	TOOLS	INSTALL TIME						
Chevrolet - Truck/SUV																																								
Avalanche 1500	2002	2014	2&4	Will not fit factory-installed auto-leveling option							60769																													
Avalanche 2500	2002	2006	4WD	Requires 6" between the tire and frame											59526																									
Blazer	1969	1991	4WD	Requires 6" between the tire and frame on rear kit											59501																									
Blazer	1973	1991	2WD	Requires 6" between the tire and frame on rear kit		81560	AL								59501																									
Blazer, Tahoe 2 Door Only	1992	1997	4WD												59518																									
Blazer	2019	2025	F&A	Does not fit internal coil spring jounce bumper models							60857																													
C-1500 1/2 Ton Pickup	1973	1987	2WD	57215 & 88215: Requires 8" between the tire and frame		81560	AL												57215				88215																	
C-1500 1/2 Ton Pickup Regular & Crew Cab	1988	1998	2WD	59501: Not extended cab; Requires 6" between the tire and frame 57216 & 88216: Not extended cab; Does not fit if axle to frame distance is 7.25" or less											59501				57216				88216																	
C-10 1/2 Ton Pickup	1973	1987	2WD	57215 & 88215: Requires 8" between the tire and frame		81560	AL												57215				88215																	
C-20 3/4 Ton Pickup	1973	1987	2WD	Requires 8" between the tire and frame		81560	AL												57215				88215																	
C-2500 3/4 Ton Pickup	1988	2000	2WD	Does not fit if axle to frame distance is 7.25" or less															57216				88216																	
C-30 1 Ton Pickup	1967	1987	2WD	Requires 8" between the tire and frame		81560	AL												57215				88215																	
C-3500 1 Ton	1999	2000	2WD	Under 11,000 GVWR; Does not fit if axle to frame distance is 7.25" or less															57216				88216																	
Colorado Z71 & YC1	2004	2012	2WD												59539																									
Colorado Z71 & Z85	2004	2012	4WD												59539																									
Colorado	2015	2025	2&4	Does not fit diesel models											59533																									
Equinox	2018	2025	F&A								60856																													
Geo-Tracker 2 Door	1989	2004	4WD								60793																													
K-10 1/2 Ton Pickup	1973	1987	4WD	59501: Requires 6" between the tire and frame											59501				57237				88237																	
K-1500 1/2 Ton Pickup	1988	1998	4WD	59501: Requires 6" between the tire and frame 57216 & 88216: Does not fit if axle to frame distance is 7.25" or less											59501				57216				88216																	
K-20 3/4 Ton Pickup	1973	1987	4WD	Requires 8" between the tire and frame															57237				88237																	
K-2500 3/4 Ton Pickup	1988	2000	4WD	Does not fit if axle to frame distance is 7.25" or less															57216				88216																	
K-30 1 Ton Pickup	1973	1987	4WD	Requires 8" between the tire and frame															57237				88237																	
K-3500 1 Ton	1988	2000	4WD	Under 11,000 GVWR; Does not fit if axle to frame distance is 7.25" or less															57216				88216																	
S-10 Pickup	1982	2003	2WD	Without sport suspension											59529																									
S-10 Pickup	1983	1993	4WD												59529																									
Silverado 1500 Classic GMT 800 series	1999	2007	2WD	Requires 6" between the tire and frame											59501																									
Silverado 1500 Classic GMT 800 series	1999	2007	4WD	Requires 6" between the tire and frame - Does not fit Quadrateer											59501				57272				88272																	
Silverado 1500 GMT 900 series aka "Legacy"	2007	2019	2&4	Fits 68.4" and 78" bed lengths only											59565				57204				88204										93204							
Silverado 1500 GMT 900 series	2007	2018	2&4	Fits 97.8" bed lengths only															57211				88211																	
Silverado 1500	2019	2025	2&4																57288				88288											93288						
Silverado 1500 Legacy	2019	2019	2&4												59565				57204				88204											93204						
Silverado 1500 Trail Boss & ZR2	2019	2025	4WD																57388				88388											93388						
Silverado 1500HD	2001	2005	2&4	59501: Requires 6" between the tire and frame 57250 & 88250: Will fit most side-mount 5th wheel hitch applications											59501				57250				88250																	
Silverado 2500 3/4 Ton Pickup	1999	2004	2&4	Except 2500 HD; Will fit most side-mount 5th wheel hitch applications. Will not fit with Quadrateer.															57250				88250																	
Silverado 2500HD 3/4 Ton Pickup	2001	2010	2&4	Will fit most side-mount 5th wheel hitch applications. Will not fit with Quadrateer.															57275				88275	<																

Add an Air Lift on-board air compressor system. See page 38 to learn more.

Wireless**AIR**

P/N 74000
P/N 74000EZ (with EZ Mount)

Wireless**ONE**

P/N 25980
P/N 25980EZ (with EZ Mount)

Wireless**ONE Tank + EZ Mount**

P/N 25981EZ

Load**Controller**

Single
P/N 25854

Dual
P/N 25856

Kit Type Abbreviations

- Air Lift 1000 **AL**
- RideControl **RC**
- LoadLifter 5000 **LL**
- LoadLifter 5000 Ultimate **U**
- LoadLifter 7500 XL Ultimate **XL**

Features		Difficulty Level	Tools	Modification to Vehicle	Installation Time
	Up to 20% more volume than LoadLifter 5000	Easy	Hand tools	No metal drilling, grinding or removal of factory components.	Number of hours a typical professional installer will take
		Medium	Hand tools and drill	Drilling may be required. Removal or temporary disconnection of factory components may be required.	to complete a full installation
		Expert	Special tools required	Drilling, cutting and/or grinding required. Removal or temporary disconnection of factory components may be required.	installation

10

Don't see a vehicle listed? Call (800) 248-0892

California: ⚠️WARNING: Cancer and Reproductive Harm – www.P65Warnings.ca.gov

Visit us at www.airliftcompany.com

11

CHEVROLET TRUCK/SUV



Adjustable Load Support Applications					
Model	Start Year	End Year	Drive	Notes	
Silverado 3500HD 1 Ton Pickup	2011	2019	2&4	Fits single-rear-wheel (SRW) and dual-rear-wheel (DRW) models. Will fit most side-mount 5th wheel hitch applications. Does not fit cab & chassis	
Silverado 3500HD	2020	2025	4WD	Fits single-rear-wheel (SRW) & dual-rear-wheel (DRW) models. Does not fit comm. chassis vehicles. Fits most in bed hitches. Fits all puck style 5th wheel & gooseneck hitch mounts. May not work with frame side-mount 5th wheel & gooseneck hitches, review installation guide for reference.	
Silverado 3500 Commercial Cab and Chassis	2001	2010			
Silverado 3500 Commercial Cab and Chassis	2011	2015	2&4		
Suburban	1973	1991	2WD	May require exhaust modification	81560
Suburban	1973	1991	4WD	May require exhaust modification	
Suburban 1500 1/2 Ton	2000	2020	2&4	With coil springs; Will not fit factory-installed auto-leveling option	60769
Suburban 1500 1/2 Ton	1992	1999	2&4		
Suburban 2500 3/4 Ton	2000	2010	4WD	With leaf springs; Requires 6" between the tire and frame	
Tahoe 4 Door Only	1995	2000	2&4	With leaf springs rear	59518
Tahoe 4 Door Only	2000	2020	2&4	With coil springs; Will not fit factory-installed auto-leveling option	59526
Trailblazer, Trailblazer EXT	2002	2009	4WD	Except factory air spring option	59518
Trailblazer	2021	2025	F&A		
Traverse	2008	2017	F&A	2017 Limited only	60769
Chevrolet - Van					
Astro Van	1995	2005		All models with steel multi-leaf suspension	
Express G-1500 1/2 Ton Van	1996	2002			
Express G-2500 Heavy-duty	1996	2025		Over 7,300 GVWR; Boxed frame	59521
Express G-2500 Light Duty	1996	2002		7,300 GVWR and under	59526
G-10 1/2 Ton Van	1970	1995		59526 may not fit with rear air or heat	57205
G-20 3/4 Ton Van	1970	1995			88205
G-30 1 Ton Van	1970	1995			
G-3500 Commercial Chassis	1998	2015		C-Channel frame	88105
G-3500 Passenger Van Only	1996	2025		Boxed frame	88105
Venture	1997	2005			88245
Chrysler - Car					
Imperial, New Yorker, 5th Avenue, Landua & Salon	1990	1994			60748
LeBaron, LeBaron G.T.S., TC by Maserati	1982	1995		Including Lebaron GTS station wagon	
New Yorker, Town & Country	1984	1989			
Chrysler - Van					
Town & Country	2005	2006		Except all wheel drive	59547
Town & Country	2007	2007		No fit due to suspension design change	
Town & Country	2008	2016	2WD		60814
Aspen	2004	2009	4WD		60808
Dodge - Car					
400, 600 Daytona, Lancer	1982	1994			60776
Shadow	1987	1994			60776
Spirit & Dynasty	1990	1994			60776
Dodge - Truck/SUV					
D-150 1/2 Ton Pickup, W-100, 150 1/2 Ton Pickup	1969	1993	2&4	Requires 6" between tire and frame	59501
D-150 1/2 Ton Pickup, W-100, 150 1/2 Ton Pickup	1969	1993	2&4	Requires 8" between tire and frame	
D-250 3/4 and 1 Ton Pickup	1969	1993	2&4	Requires 8" between tire and frame	57215
W-250 3/4 Ton Pickup	1969	1993	2&4	Requires 8" between tire and frame	57215
W-350 1 Ton Pickup	1969	1993	4WD	Requires 8" between tire and frame	57215
Dakota	1987	2002	2WD		57215
Dakota	1987	2004	4WD	Requires 6" between tire and frame	59508

Add an Air Lift on-board air compressor system. See page 38 to learn more.

Wireless**AIR**



P/N 74000
P/N 74000EZ (with EZ Mount)

Wireless**ONE**



P/N 25980
P/N 25980EZ (with EZ Mount)

Wireless**ONE Tank + EZ Mount**



P/N 25981EZ

Load**Controller**



Single P/N 25854
Dual P/N 25856

- Kit Type Abbreviations**
- Air Lift 1000
- RideControl
- LoadLifter 5000
- LoadLifter 5000 Ultimate
- LoadLifter 7500 XL Ultimate

Features Key and Installation Scale

Features	Difficulty Level	Tools	Modification to Vehicle	Installation Time
Internal jounce bumper	Up to 20% more volume than LoadLifter 5000	Easy	Hand tools	No metal drilling, grinding or removal of factory components.
Stainless steel attaching hardware		Medium	Hand tools and drill	Drilling may be required. Removal or temporary disconnection of factory components may be required.
Anodized aluminum endcaps		Expert	Special tools required	Drilling, cutting and/or grinding required. Removal or temporary disconnection of factory components may be required.
				Number of hours a typical professional installer will take to complete a full installation





Adjustable Load Support Applications					
Model	Start Year	End Year	Drive	Notes	
Dakota	2005	2011	2&4		
Dakota RT	2000	2001	2WD	Requires 6" between tire and frame	
Durango	1998	2002	4WD		
Durango	2001	2002	2WD		
Durango	2004	2009	AWD	With coil springs	
Durango	2011	2024	2&4	Does not fit Heat and early RT models. Does fit 2023 and up RT models. - Call for 2025	
Dodge RAM 1500 1/2 Ton Pickup	1994	2001	2&4	59501: Requires 6" between tire and frame. Front kit fits 2WD only.	
Dodge RAM 1500 1/2 Ton Pickup	2002	2008	2WD	59551: Requires 6" between tire and frame	
Dodge RAM 1500 1/2 Ton Pickup	2002	2008	4WD	59551: Requires 6" between tire and frame	
Dodge RAM/RAM 1500 1/2 Ton Pickup - Classic Body Style	2009	2024	2&4	Does not fit if vehicle is equipped with factory air suspension including classic models body style.	
RAM 1500 1/2 Ton Pickup - New Body Style	2019	2025	2WD	Does not fit if vehicle is equipped with factory air suspension	
RAM 1500 1/2 Ton Pickup - New Body Style	2019	2025	4WD	Does not fit if vehicle is equipped with factory air suspension. Does not fit RAM TRX model. LoadLifter applications do not fit the RAM Rebel model (Air Lift 1000 60828HD still fits). 60828HD fits 2WD & 4WD.	
Dodge RAM 2500 3/4 Ton Pickup	1994	2002	2&4	Requires 8" between tire and frame; Front kit fits 2WD only	
Dodge RAM/RAM 2500 3/4 Ton Pickup	2003	2013	2WD	Will fit most side-mount 5th wheel hitch applications	
Dodge RAM/RAM 2500 3/4 Ton Pickup	2003	2013	4WD	Fits factory in-bed hitch system	
RAM 2500 3/4 Ton Pickup	2014	2025	2&4	Fits factory in-bed hitch system. Does not fit if vehicle is equipped with factory air suspension. Kit 80532 fits 4WD only	80532
Dodge RAM 3500 1 Ton Pickup	1994	2002	2&4	Requires 8" between tire and frame. Front kit fits 2WD only. Does not fit cab & chassis applications.	
Dodge RAM/RAM 3500 1 Ton Pickup	2003	2018	2WD	Fits single-rear-wheel (SRW) and dual-rear-wheel (DRW) models. Will fit most side-mount 5th wheel hitch applications. Does not fit cab & chassis applications.	
Dodge RAM/RAM 3500 1 Ton Pickup	2003	2018	4WD	Fits single-rear-wheel (SRW) and dual-rear-wheel (DRW) models. Fits factory in-bed hitch system. Does not fit cab & chassis applications. Does not fit with factory air suspension.	
RAM 3500 1 Ton Pickup	2019	2025	4WD	Fits single-rear-wheel (SRW) and dual-rear-wheel (DRW) models	80532
RAM 3500 1 Ton Pickup	2019	2025	2&4	Fits 2WD single-rear-wheel (SRW) and 4WD single-rear-wheel (SRW) & dual-rear-wheel (DRW) models	
Dodge RAM/RAM 4500 Comm. Cab & Chassis	2007	2025	2&4		
Dodge RAM/RAM 5500 Comm. Cab & Chassis	2007	2025	2&4		
RAM 50	1979	1993	2WD		59503
RAMcharger	1974	1993	2&4	Requires 6" between tire and frame	59501
Dodge - Van					
B-100, 150, 1500 1/2 Ton Van	1971	2004			
B-200, 250, 2500, 3/4 Ton Van	1971	2004			
B-300, 3500 1 Ton Van	1971	2004			
Caravan, Grand Caravan	2005	2006		Except all wheel drive	59547
Caravan, Grand Caravan	2007	2007		No fit due to suspension design change	
Grand Caravan	2008	2016	2WD	Caravan is no longer offered in '08	60814
Ford - Car					
Crown Victoria	1998	2007			60798
Crown Victoria, Country Squire	1983	1987			60769
Focus Station Wagon	2000	2007			60724
Mustang	1979	2004			60797
Taurus Station Wagon	1986	2005			60776
Taurus SHO	2010	2019			60821
Thunderbird	1992	1997			60776
Thunderbird	1989	1991			60789

Add an Air Lift on-board air compressor system. See page 38 to learn more.

Wireless**AIR**



P/N 74000
P/N 74000EZ (with EZ Mount)

Wireless**ONE**



P/N 25980
P/N 25980EZ (with EZ Mount)

Wireless**ONE Tank + EZ Mount**



P/N 25981EZ

Load**Controller**



Single
P/N 25854



Dual
P/N 25856

Kit Type Abbreviations	
Air Lift 1000	AL
RideControl	RC
LoadLifter 5000	LL
LoadLifter 5000 Ultimate	U
LoadLifter 7500 XL Ultimate	XL






















Features Key and Installation Scale

Features		Difficulty Level	Tools	Modification to Vehicle	Installation Time
Internal jounce bumper	Up to 20% more volume than LoadLifter 5000	Easy	Hand tools	No metal drilling, grinding or removal of factory components.	1 Number of hours a typical professional installer will take to complete a full installation
Stainless steel attaching hardware		Medium	Hand tools and drill	Drilling may be required. Removal or temporary disconnection of factory components may be required.	2
Anodized aluminum endcaps		Expert	Special tools required	Drilling, cutting and/or grinding required. Removal or temporary disconnection of factory components may be required.	3
					4





Adjustable Load Support Applications

Adjustable Load Support Applications						<div>All Air Lift Front Kits</div> <div>(Representative front kit image)</div> <div>Application Information for All Air Lift Front Kits</div>					<div>Air Lift 1000 & Air Lift 1000 HD</div> <div>Up to 1,000 lbs. Load-Leveling Capacity* 2,100 lbs. for 1000HD*</div>					<div>RideControl</div> <div>Up to 2,000 lbs. Load-Leveling Capacity*</div>					<div>LoadLifter 5000</div> <div>Up to 5,000 lbs. Load-Leveling Capacity*</div>					<div>LoadLifter 5000 ULTIMATE</div> <div>Up to 5,000 lbs. Load-Leveling Capacity*</div>					<div>LoadLifter 7500 XL ULTIMATE</div> <div>Up to 7,500 lbs. Load-Leveling Capacity* </div>					<div>Air Lift ProSeries</div> <div>Up to 5,000 lbs. Load-Leveling Capacity* </div>				
Model	Start Year	End Year	Drive	Notes		Kit	TYPE	DIFFICULTY	LEVEL	TOOLS	INSTALL TIME	Kit	DIFFICULTY	LEVEL	TOOLS	INSTALL TIME	Kit	DIFFICULTY	LEVEL	TOOLS	INSTALL TIME	Kit	DIFFICULTY	LEVEL	TOOLS	INSTALL TIME	Kit	DIFFICULTY	LEVEL	TOOLS	INSTALL TIME	Kit	DIFFICULTY	LEVEL	TOOLS	INSTALL TIME				
Ford - Truck/SUV																																								
Bronco	1980	1996	4WD	59501: Requires 6" between tire and frame 57215 & 88215: Requires 8" between tire and frame													59501																							
Bronco	2021	2024	4WD	Call for 2025																																				
Bronco II	1983	1990	4WD	Requires 6" between tire and frame													59501																							
Bronco Sport	2021	2025	4WD																																					
Edge	2007	2015	2&4																																					
Edge	2016	2020	2&4																																					
Escape	2020	2025	AWD																																					
Excursion	2000	2004	2WD																																					
Excursion	2000	2005	4WD																																					
Expedition	1997	2002	4WD																																					
Explorer	2011	2019		Fits D3 and D4 Chassis																																				
Explorer	2020	2025	2&4	Does not fit factory air equipped vehicles																																				
Flex	2009	2019	2&A																																					
Maverick	2022	2025	AWD																																					
F-100, 150 1/2 Ton Pickup	1966	1979	4WD	59501: Requires 6" between tire and frame 57215 & 88215: Requires 8" between tire and frame																																				
F-100, 150 1/2 Ton Pickup	1968	1996	2WD	59501: Requires 6" between tire and frame 57215 & 88215: Requires 8" between tire and frame																																				
F-100, 150 1/2 Ton Pickup	1980	1996	4WD	59501: Requires 6" between tire and frame 57215 & 88215: Requires 8" between tire and frame																																				
F-100, 250 1/2 & 3/4 Ton Pickup	1953	1967	2WD	59501: Requires 6" between tire and frame 57215 & 88215: Requires 8" between tire and frame																																				
F-150 Pickup - including Heritage 1/2 Ton Pickup	1997	2004	2&4	Including Lightning & Harley Davidson. Requires 6" between tire and frame. Short box, extended cab, with 5th wheel hitch use kit #59542 instead.																																				
F-150 1/2 Ton Pickup	2004	2009	2WD	New body, excludes Heritage models																																				
F-150 1/2 Ton Pickup	2004	2009	4WD	New body, excludes Heritage models																																				
F-150 1/2 Ton Pickup	2010	2014	2WD	New body, excludes Heritage models. Does not fit the F-150 Raptor.																																				
F-150 1/2 Ton Pickup	2010	2014	4WD	New body, excludes Heritage models. Does not fit the F-150 Raptor.																																				
F-150 1/2 Ton Pickup	2015	2020	2WD																																					
F-150 1/2 Ton Pickup	2015	2020	4WD																																					
F-150 1/2 Ton Pickup	2021	2025	2&4	Does not fit the F-150 PowerBoost models																																				
F-150 PowerBoost 1/2 Ton Pickup	2021	2025	4WD																																					
F-150 Raptor	2009	2014	4WD																																					
F-150 Raptor	2017	2020	4WD																																					
F-150 Raptor	2021	2025	4WD																																					
F-250 3/4 Ton Pickup	1969	1979	2WD	Side mount kit - May not work with some 5th wheel hitches. Under 7,500 GVWR; Requires 8" between tire and frame.																																				
F-250 3/4 Ton Pickup	1970	1979	2WD	Side mount kit - May not work with some 5th wheel hitches. 7,500 GVWR & Over; Requires 8" between tire and frame.																																				
F-250 3/4 Ton Pickup	1980	1997	2WD	Side mount kit - May not work with some 5th wheel hitches. Requires 8" between tire and frame.																																				
F-250 3/4 Ton Pickup	1980	1997	4WD	Side mount kit - May not work with some 5th wheel hitches. '97 Heavy-duty Over 8,600 GVWR Only. 57215 & 88215: Requires 8" between tire and frame.																																				
F-250 Heavy-duty 3/4 Ton Pickup	1997	1997	2WD	Side mount kit - May not work with some 5th wheel hitches. 7,500 GVWR & Over. Requires 8" between tire and frame.																																				
F-250 Light Duty 3/4 Ton Pickup	1997	1998	2&4	Side mount kit - May not work with some 5th wheel hitches. Under 7,500 GVWR.																																				
F-250 3/4 Ton Pickup	1999	2004	2WD	Side mount kit - May not work with some 5th wheel hitches. 8,800 GVWR. Requires 8" between tire and frame.																																				
F-250 3/4 Ton Pickup	1999	2004	4WD	Side mount kit - May not work with some 5th wheel hitches. Requires 8" between tire and frame. Front kit fits 4WD only.																																				

Add an Air Lift on-board air compressor system. See page 38 to learn more.

Wireless**AIR**



P/N 74000
P/N 74000EZ (with EZ Mount)

Wireless**ONE**



P/N 25980
P/N 25980EZ (with EZ Mount)

Wireless**ONE Tank + EZ Mount**



P/N 25981EZ

Load**Controller**














Single P/N 25854
Dual P/N 25856

Kit Type Abbreviations

Air Lift 1000	AL
RideControl	RC
LoadLifter 5000	LL
LoadLifter 5000 Ultimate	U
LoadLifter 7500 XL Ultimate	XL

Features Key and Installation Scale

Features	Difficulty Level	Tools	Modification to Vehicle	Installation Time
 Internal jounce bumper	 Up to 20% more volume than LoadLifter 5000	 Hand tools	No metal drilling, grinding or removal of factory components.	 Number of hours a typical professional installer will take to complete a full installation   
 Stainless steel attaching hardware		 Hand tools and drill	Drilling may be required. Removal or temporary disconnection of factory components may be required.	
 Anodized aluminum endcaps		 Special tools required	Drilling, cutting and/or grinding required. Removal or temporary disconnection of factory components may be required.	





Adjustable Load Support Applications

Model	Start Year	End Year	Drive	Notes
F-250 Super Duty	1999	2004	4WD	57215, 88215 & 89215: Side mount kits – May not work with some 5th wheel hitches. 8,800 GVWR.
F-250 3/4 Ton Pickup	1971	2004	2&4	Side Mount Kit With Reese 5th wheel hitch
F-250 3/4 Ton Pickup	1999	2004	2WD	Will fit most side-mount 5th wheel hitch applications
F-250 3/4 Ton Pickup	1999	2004	4WD	Will fit most side-mount 5th wheel hitch applications. Requires 9" between tire and frame.
F-250 3/4 Ton Pickup	1999	2007	2&4	Side Mount Kit Only fits B&W hitch part #1105 and #1199R in 49" position with minor modifications to both B&W and Air Lift's upper brackets.
F-250 3/4 Ton Pickup	2005	2010	2&4	Side Mount Kit No 5th wheel hitch or with Reese 5th wheel hitch- except Reese "Signature Series" or Reese hitches with custom rail kit installations
F-250 3/4 Ton Pickup	2005	2010	2WD	Will fit most side-mount 5th wheel hitch applications
F-250 3/4 Ton Pickup	2005	2010	4WD	Will fit most side-mount 5th wheel hitch applications. Will not fit with Una-Goose hitch.
F-250 3/4 Ton Pickup	2011	2016	2WD	
F-250 3/4 Ton Pickup	2011	2016	4WD	Fits factory in-bed hitch system
F-250 3/4 Ton Pickup	2017	2024	2WD	Fits single-rear-wheel (SRW) and dual-rear-wheel (DRW) models. - Call for 2025
F-250 3/4 Ton Pickup	2017	2022	4WD	Fits single-rear-wheel (SRW) models only. Side mount kit for lifted trucks.
F-250 3/4 Ton Pickup	2017	2019	4WD	Fits single-rear-wheel (SRW) and dual-rear-wheel (DRW) models
F-250 3/4 Ton Pickup	2020	2022	4WD	Fits single-rear-wheel (SRW) models only
F-250 3/4 Ton Pickup	2023	2025	4WD	Fits single-rear-wheel (SRW) models only
F-350 1 Ton Pickup	1970	1979	2WD	Side mount kit - May not work with some 5th wheel hitches. Requires 8" between tire and frame.
F-350 1 Ton Pickup	1980	1997	2WD	Side mount kit - May not work with some 5th wheel hitches. Requires 8" between tire and frame.
F-350 1 Ton Pickup	1980	1997	4WD	Side mount kit - May not work with some 5th wheel hitches. Excl. Super HD chassis. Requires 8" between tire and frame. Will not fit with stabilizer bar.
F-350 1 Ton Pickup	1999	2004	2WD	Side mount kit - May not work with some 5th wheel hitches. 11,200 GVWR & Under. Requires 8" between tire and frame.
F-350 1 Ton Pickup	1999	2004	2&4	Side mount kit - May not work with some 5th wheel hitches. Requires 8" between tire and frame. Front kit fits 4WD only.
F-350 Super Duty	1999	2004	4WD	57215, 88215 & 89215: Side mount kits – May not work with some 5th wheel hitches.11,200 GVWR and under
F-350 1 Ton Pickup	1971	2004	2&4	Side Mount Kit With Reese 5th wheel hitch
F-350 1 Ton Pickup	1999	2007	2&4	Side Mount Kit Only fits B&W hitch part #1105 and #1199R in 49" position with minor modifications to both B&W and Air Lift's upper brackets.
F-350 1 Ton Pickup	1999	2004	2WD	Fits single-rear-wheel (SRW) and dual-rear-wheel (DRW) models. Will fit most side-mount 5th wheel hitch applications. Does not fit cab & chassis applications.
F-350 1 Ton Pickup	1999	2004	4WD	Fits single-rear-wheel (SRW) and dual-rear-wheel (DRW) models. Will fit most side-mount 5th wheel hitch applications. Does not fit cab & chassis applications. Requires 9" between tire and frame.
F-350 1 Ton Pickup	2005	2010	2&4	Side Mount Kit No 5th wheel hitch or with Reese 5th wheel hitch- except Reese "Signature Series" or Reese hitches with custom rail kit installations
F-350 1 Ton Pickup	2005	2010	2WD	Fits single-rear-wheel (SRW) and dual-rear-wheel (DRW) models. Will fit most side-mount 5th wheel hitch applications. Does not fit cab & chassis applications.
F-350 1 Ton Pickup	2005	2010	4WD	Fits single-rear-wheel (SRW) and dual-rear-wheel (DRW) models. Will fit most side-mount 5th wheel hitch applications. Does not fit cab & chassis applications. Will not fit with Una-Goose hitch.
F-350 1 Ton Pickup	2011	2016	2WD	Fits single-rear-wheel (SRW) and dual-rear-wheel (DRW) models. Will fit most side-mount 5th wheel hitch applications. Does not fit cab & chassis applications. Front kit to 2014 only.
F-350 1 Ton Pickup	2011	2016	4WD	Fits single-rear-wheel (SRW) and dual-rear-wheel (DRW) models. Fits factory in-bed hitch system. Does not fit cab & chassis applications. Front kit to 2014 only.
F-350 1 Ton Pickup	2017	2024	2WD	Fits single-rear-wheel (SRW) and dual-rear-wheel (DRW) models - Call for 2025
F-350 3/4 Ton Pickup	2017	2022	4WD	Fits single-rear-wheel (SRW) models only. Side mount kit for lifted trucks.
F-350 1 Ton Pickup	2017	2019	4WD	Fits single-rear-wheel (SRW) and dual-rear-wheel (DRW) models
F-350 Chassis Cab (Commercial Chassis)	2017	2025	2&4	Must have 7 1/2" tire to frame clearance. Must have 3 3/4" body to frame clearance

All Air Lift Front Kits
(Representative front kit image)

Application Information for All Air Lift Front Kits

Air Lift 1000 & Air Lift 1000 HD

Up to 1,000 lbs. Load-Leveling Capacity*

2,100 lbs. for 1000HD*

RideControl

Up to 2,000 lbs. Load-Leveling Capacity*

LoadLifter 5000

Up to 5,000 lbs. Load-Leveling Capacity*

LoadLifter 5000 ULTIMATE

Up to 5,000 lbs. Load-Leveling Capacity*

LoadLifter 7500 XL ULTIMATE

Up to 7,500 lbs. Load-Leveling Capacity*
+20%

Air Lift ProSeries

Up to 5,000 lbs. Load-Leveling Capacity*

Front					Rear				Rear				Rear				Rear				Rear			
Kit	Type	Difficulty Level	Tools	Install Time	Kit	Difficulty Level	Tools	Install Time	Kit	Difficulty Level	Tools	Install Time	Kit	Difficulty Level	Tools	Install Time	Kit	Difficulty Level	Tools	Install Time	Kit	Difficulty Level	Tools	Install Time
57154	LL			2									57215			2	88215			2				
													57298			2	88298			2				
													57393			3	88393			3				
57154	LL			2									57390			2	88390			2				
88154	U			2																				
													57291			2	88291			2				
													57212			2	88212			2				
													57397			2	88397			2				
													57398			2	88398			2				
													57395			3	88395			3				
													57396			3	88396			3	57596			3
													57391			2	88391			2				
													57409			2								
													57399			2	88399			2	57577			2
													57352			2	88352			2	57552			2
													57354			2	88354			2	57554			2
													57215			2	88215			2				
													57215			2	88215			2				
													57215			2	88215			2				
													57215			2	88215			2				
57154	LL			2									57215			2	88215			2				
88154	U			2																				
													57390			2	88215			2				
57154	LL			2									57298			2	88298			2				
													57291			2	88291			2				
													57393			3	88393			3				
													57390			2	88390			2				
57154	LL			2									57212			2	88212			2				
88154	U			2																				
													57397			2	88397			2				
													57398			2	88398			2				
													57395			3	88395			3				
													57396			3	88396			3	57596			3
													57391			2	88391			2				
													57409			2								
													57399			2	88399			2	57577			2
													57343			3								

Add an Air Lift on-board air compressor system. See page 38 to learn more.

Wireless**AIR**

P/N 74000
P/N 74000EZ (with EZ Mount)

Wireless**ONE**

P/N 25980
P/N 25980EZ (with EZ Mount)

Wireless**ONE Tank + EZ Mount**

P/N 25981EZ

Load**Controller**

Single P/N 25854
Dual P/N 25856

Kit Type Abbreviations

Air Lift 1000 **AL**

RideControl **RC**

LoadLifter 5000 **LL**

LoadLifter 5000 Ultimate **U**

LoadLifter 7500 XL Ultimate **XL**

Features Key and Installation Scale

Features	Difficulty Level	Tools	Modification to Vehicle	Installation Time
Internal jounce bumper	Up to 20% more volume than LoadLifter 5000	Easy	Hand tools	Number of hours a typical professional installer will take to complete a full installation
Stainless steel attaching hardware		Medium	Hand tools and drill	
Anodized aluminum endcaps		Expert	Special tools required	
			No metal drilling, grinding or removal of factory components. Drilling may be required. Removal or temporary disconnection of factory components may be required. Drilling, cutting and/or grinding required. Removal or temporary disconnection of factory components may be required.	





Adjustable Load Support Applications

Model	Start Year	End Year	Drive	Notes
F-350 SD (DRW)	2020	2022	4WD	Fits dual-rear-wheel (DRW) models only
F-350 SD (DRW)	2020	2025	4WD	Fits dual-rear-wheel (DRW) models only
F-350 SD (DRW)	2023	2025	4WD	Fits dual-rear-wheel (DRW) models only
F-350 1 Ton Pickup (SRW)	2020	2022	4WD	Fits single-rear-wheel (SRW) models only
F-350 1 Ton Pickup	2023	2025	4WD	Fits single-rear-wheel (SRW) models only
F-450 Pickup (non-commercial chassis)	2008	2010	2&4	
F-450 Underframe Mounting	2011	2014	2WD	Will fit most side-mount 5th wheel hitch applications. Does not fit cab & chassis applications.
F-450 Underframe Mounting	2011	2014	4WD	Will fit most side-mount 5th wheel hitch applications. Does not fit cab & chassis applications. Front kit to 2014 only.
F-450 Pickup (non-commercial chassis)	2015	2016	2&4	
F-450 Pickup (non-commercial chassis)	2017	2022	4WD	
F-450 Pickup (non-commercial chassis)	2017	2024	4WD	Call for 2025
F-450 Pickup (non-commercial chassis)	2023	2025	4WD	
F-450 Commercial Vehicle	1994	2004	2&4	Requires 9" between tire and frame
F-450 Commercial Vehicle	2005	2025	2&4	Requires 9" between tire and frame. Typically sold as cab & chassis (straight frame)
F-550 Commercial Vehicle	1994	2004	2&4	Requires 9" between tire and frame
F-550 Commercial Vehicle	2005	2025	2&4	Requires 9" between tire and frame. Typically sold as cab & chassis (straight frame)
Ranger	1983	1994	4WD	
Ranger	1995	1997	2WD	
Ranger	1998	2011	2&4	
Ranger	2019	2023	2&4	Domestic models only. Does not fit Tremor models.

Ford - Van

E-150 1/2 Ton Van	1996	2014		Requires 6" between tire and frame
E-250 3/4 Ton Van	1975	2015	2WD	
E-350 1 Ton Van	1975	2015	2WD	
E-350 Commercial Chassis	2015	2026	2WD	
E-450, E-Super Duty Commercial Chassis	1996	2026	2WD	57242 is a side mount kit, make sure there are no propane or other lines on the outside of the frame that may interfere with mounting the upper bracket. If they exist, use kit #57131
Transit 150, 250, 350	2015	2024	2WD	Does not fit DRW HD Models. Does not fit E-Transit T350 models - Call for 2025

GMC - Truck/SUV

Acadia	2007	2024	F&A	2017 Limited only
Acadia	2017	2025	F&A	Does not fit internal coil spring jounce bumper models
C-10 & C-1500 1/2 Ton Pickup	1973	1987	2WD	57215, 88215 & 89215: Require 8" between the tire and frame
K-1500 1/2 Ton Pickup	1973	1987	4WD	59501: Requires 6" between tire and frame 57237 & 88237: Requires 8" between the tire and frame
C-1500 1/2 Ton Pickup Regular & Crew Cab	1988	1998	2WD	59501: Requires 6" between tire and frame 57216 & 88216: Not extended cab; Does not fit if axle to frame distance is 7.25" or less
C-1500 1/2 Ton Pickup Extended Cab	1988	1998	2WD	59501: Requires 6" between tire and frame
K -1500 1/2 Ton Pickup Regular Cab	1988	1998	4WD	59501: Requires 6" between tire and frame 57216 & 88216: Does not fit if axle to frame distance is 7.25" or less
C-2500 3/4 Ton Pickup	1973	1987	2WD	Requires 8" between tire and frame
K-2500 3/4 Ton Pickup	1973	1987	4WD	Requires 8" between tire and frame
C & K-2500 3/4 Ton Pickup	1988	2000	2&4	Does not fit if axle to frame distance is 7.25" or less
C-3500 1 Ton Pickup	1968	1987	2WD	Requires 8" between tire and frame
K-3500 1 Ton Pickup	1973	1987	4WD	Requires 8" between tire and frame
C & K-3500 1 Ton Pickup	1988	2000	2&4	Under 11,000 GVWR. Does not fit if axle to frame distance is 7.25" or less
Canyon Z71	2004	2012	2WD	
Canyon Z71 & Z85	2004	2012	4WD	
Canyon	2015	2025	2&4	Does not fit diesel models

Add an Air Lift on-board air compressor system. See page 38 to learn more.

Wireless**AIR**



P/N 74000
P/N 74000EZ (with EZ Mount)

Wireless**ONE**



P/N 25980
P/N 25980EZ (with EZ Mount)

Wireless**ONE Tank + EZ Mount**



P/N 25981EZ

Load**Controller**



Single P/N 25854
Dual P/N 25856

Kit Type Abbreviations

Air Lift 1000	AL
RideControl	RC
LoadLifter 5000	LL
LoadLifter 5000 Ultimate	U
LoadLifter 7500 XL Ultimate	XL



Application Information for All Air Lift Front Kits



Up to 1,000 lbs. Load-Leveling Capacity*
2,100 lbs. for 1000HD*



Up to 2,000 lbs. Load-Leveling Capacity*



Up to 5,000 lbs. Load-Leveling Capacity*



Up to 5,000 lbs. Load-Leveling Capacity*



Up to 7,500 lbs. Load-Leveling Capacity*
+20%



Up to 5,000 lbs. Load-Leveling Capacity*















































































































































































































































Front				Rear				Rear				Rear				Rear				Rear				
Kit	TYPE	DIFFICULTY LEVEL	TOOLS	INSTALL TIME	Kit	DIFFICULTY LEVEL	TOOLS	INSTALL TIME	Kit	DIFFICULTY LEVEL	TOOLS	INSTALL TIME	Kit	DIFFICULTY LEVEL	TOOLS	INSTALL TIME	Kit	DIFFICULTY LEVEL	TOOLS	INSTALL TIME	Kit	DIFFICULTY LEVEL	TOOLS	INSTALL TIME
																	57550							
									57380				88380								93380			
																	57580							
									57352				88352				57552				93352			
									57354				88354				57554				93354			
									57347				88347											
									57395				88395											
									57396				88396				57596				93396			
													88349											
									57399				88399				57577				93399			
									57399				88399								93399			
																	57579							
57154									57345															
80539									57345															
57154									57345															
80539									57345															
								59516																
								59516																
								59516																
								57234				88234												

Features Key and Installation Scale

Features	Difficulty Level	Tools	Modification to Vehicle	Installation Time
Internal jounce bumper	Up to 20% more volume than LoadLifter 5000	Easy	Hand tools	No metal drilling, grinding or removal of factory components.
Stainless steel attaching hardware		Medium	Hand tools and drill	Drilling may be required. Removal or temporary disconnection of factory components may be required.
Anodized aluminum endcaps		Expert	Special tools required	Drilling, cutting and/or grinding required. Removal or temporary disconnection of factory components may be required.
				Number of hours a typical professional installer will take to complete a full installation





Adjustable Load Support Applications						<div><div>All Air Lift Front Kits (Representative front kit image)</div><div><div>Application Information for All Air Lift Front Kits</div></div></div>		<div><div>Air Lift 1000 & Air Lift 1000 HD</div><div><div>Up to 1,000 lbs. Load-Leveling Capacity* 2,100 lbs. for 1000HD*</div></div></div>		<div><div>RideControl</div><div><div>Up to 2,000 lbs. Load-Leveling Capacity*</div></div></div>		<div><div>LoadLifter 5000</div><div><div>Up to 5,000 lbs. Load-Leveling Capacity*</div></div></div>		<div><div>LoadLifter 5000 ULTIMATE</div><div><div>Up to 5,000 lbs. Load-Leveling Capacity*</div></div></div>		<div><div>LoadLifter 7500 XL ULTIMATE</div><div><div>Up to 7,500 lbs. Load-Leveling Capacity* +20%</div></div></div>		<div><div>Air Lift ProSeries</div><div><div>Up to 5,000 lbs. Load-Leveling Capacity*</div></div></div>																		
Model	Start Year	End Year	Drive	Notes		Kit	TYPE	DIFFICULTY LEVEL	TOOLS	INSTALL TIME	Kit	DIFFICULTY LEVEL	TOOLS	INSTALL TIME	Kit	DIFFICULTY LEVEL	TOOLS	INSTALL TIME	Kit	DIFFICULTY LEVEL	TOOLS	INSTALL TIME	Kit	DIFFICULTY LEVEL	TOOLS	INSTALL TIME	Kit	DIFFICULTY LEVEL	TOOLS	INSTALL TIME	Kit	DIFFICULTY LEVEL	TOOLS	INSTALL TIME		
Envoy, Envoy EXT	2002	2009	4WD	Except factory air spring option							60779	   																								
Jimmy	1969	1991	4WD	Requires 6" between tire and frame											59501	   																				
Jimmy	1973	1991	2WD	Requires 6" between tire and frame		81560	AL	   							59501	   																				
S-15 Pickup, Sonoma	1983	1993	4WD	All models											59529	   																				
S-15 Pickup, Sonoma	1982	2003	2WD												59529	   																				
Sierra 1500 Classic GMT 800 series	1999	2007	2WD	Requires 6" between tire and frame											59501	   																				
Sierra 1500 Classic GMT 800 series	1999	2007	4WD	Requires 6" between the tire and frame - Does not fit QuadraSteer											59501	   	57272	   	88272	   																
Sierra 1500 GMT 900 series aka "Legacy"	2007	2019	2&4	Fits 69.3" & 78" bed only (does not fit work truck model). LoadLifter does not fit MagneRide.											59565	   	57204	   	88204	   							93204	    								
Sierra 1500 GMT 900 series	2007	2018	2&4	Fits 97.8" bed lengths only. LoadLifter does not fit MagneRide.													57211	   	88211	    																
Sierra 1500	2019	2025	2&4														57288	   	88288	   							93288	    								
Sierra 1500 Limited	2019	2019	2&4												59565	   	57204	   	88204	   							93204	    								
Sierra 1500 AT4 & AT4X	2019	2025	4WD														57388	   	88388	   							93388	    								
Sierra 1500HD	2001	2005	2&4	59501: Requires 6" between tire and frame 57250 & 88250: Will fit most side-mount 5th wheel hitch applications											59501	   	57250	   	88250	   																
Sierra 2500 3/4 Ton Pickup	1999	2004	2&4	Except 2500 HD; will fit with most side-mount 5th wheel hitch applications. Will not fit with QuadraSteer.													57250	   	88250	   																
Sierra 2500HD Pickup	2001	2010	2&4	Will fit most side-mount 5th wheel applications. Will not fit with QuadraSteer.													57275	   	88275	   	57575	     	93275	     												
Sierra 2500HD Pickup	2011	2019	2WD	Will fit most side-mount 5th wheel applications													57338	   	88338	   	57538	     	93338	    												
Sierra 2500HD Pickup	2011	2019	4WD	Will fit most side-mount 5th wheel applications													57338	   	88338	   	57538	     	93338	    												
Sierra 2500HD	2020	2025	4WD	Fits most in bed hitches. Fits all puck style 5th wheel and gooseneck hitch mounts. May not work with frame side-mount 5th wheel and gooseneck hitches, review installation guide for reference. Does not fit the AT4X model.													57341	   	88341	   	57541	   	93341	    												
Sierra 2500HD AT4X	2024	2025	4WD	Fits the AT4X model only																88408	   															
Sierra 3500 1 Ton Pickup	2001	2010	2&4	Fits single-rear-wheel (SRW) and dual-rear-wheel (DRW) models. Will fit most side-mount 5th wheel applications. Will not fit cab & chassis; Will not fit with QuadraSteer.														57275	   	88275	   	57575	     	93275	     											
Sierra 3500HD 1 Ton Pickup	2011	2019	2WD	Fits single-rear-wheel (SRW) and dual-rear-wheel (DRW) models. Will fit most side-mount 5th wheel applications. Will not fit cab & chassis.														57338	  																	

Add an Air Lift on-board air compressor system. See page 38 to learn more.

WirelessAIR



P/N 74000
P/N 74000EZ (with EZ Mount)

WirelessONE



P/N 25980
P/N 25980EZ (with EZ Mount)

WirelessONE Tank + EZ Mount



P/N 25981EZ

LoadController



Single
P/N 25854

Dual
P/N 25856

Kit Type Abbreviations

Air Lift 1000 **AL**

RideControl **RC**

LoadLifter 5000 **LL**

LoadLifter 5000 Ultimate **U**

LoadLifter 7500 XL Ultimate **XL**

Features Key and Installation Scale

Features	Difficulty Level	Tools	Modification to Vehicle	Installation Time
 Internal jounce bumper	 Up to 20% more volume than LoadLifter 5000	 Easy	 Hand tools	 Number of hours a typical professional installer will take to complete a full installation   
 Stainless steel attaching hardware		 Medium	 Hand tools and drill	
 Anodized aluminum endcaps		 Expert	 Special tools required	
			No metal drilling, grinding or removal of factory components. Drilling may be required. Removal or temporary disconnection of factory components may be required. Drilling, cutting and/or grinding required. Removal or temporary disconnection of factory components may be required.	

22

Don't see a vehicle listed? Call (800) 248-0892

California: ⚠️WARNING: Cancer and Reproductive Harm – www.P65Warnings.ca.gov

*Never exceed manufacturer's recommended Gross Vehicle Weight Rating.

Visit us at www.airliftcompany.com

23

GMC TRUCK/SUV — GMC VAN

Air Lift® ProSeries

Up to 5,000 lbs
Load-Leveling
Capacity*




























































































Rear			
Kit	DIFFICULTY LEVEL	TOOLS	INSTALL TIME

Single	Dual
P/N 25854	P/N 25856

Air Lift 1000.....	AL
RideControl	RC
LoadLifter 5000	LL
LoadLifter 5000 Ultimate	U
LoadLifter 7500 XL Ultimate	XL

Features		Difficulty Level	Tools	Modification to Vehicle	Installation Time
 Internal jounce bumper	 Up to 20% more volume than LoadLifter 5000	 Easy	 Hand tools	No metal drilling, grinding or removal of factory components.	 Number of hours a typical professional installer will take to complete a full installation
 Stainless steel attaching hardware		 Medium	 Hand tools and drill	Drilling may be required. Removal or temporary disconnection of factory components may be required.	
 Anodized aluminum endcaps		 Expert	 Special tools required	Drilling, cutting and/or grinding required. Removal or temporary disconnection of factory components may be required.	



Adjustable Load Support Applications							<div><div><p>All Air Lift Front Kits (Representative front kit image)</p><p>Application Information for All Air Lift Front Kits</p></div><div><div>Front</div><div>Kit</div><div>Type</div><div>Difficulty Level</div><div>Tools</div><div>Install Time</div></div></div>	<div><div><p>Air Lift 1000 & Air Lift 1000 HD</p><p>Up to 1,000 lbs. Load-Leveling Capacity*</p><p>2,100 lbs. for 1000HD*</p></div><div><div>Rear</div><div>Kit</div><div>Difficulty Level</div><div>Tools</div><div>Install Time</div></div></div>	<div><div><p>RideControl</p><p>Up to 2,000 lbs. Load-Leveling Capacity*</p></div><div><div>Rear</div><div>Kit</div><div>Difficulty Level</div><div>Tools</div><div>Install Time</div></div></div>	<div><div><p>LoadLifter 5000</p><p>Up to 5,000 lbs. Load-Leveling Capacity*</p></div><div><div>Rear</div><div>Kit</div><div>Difficulty Level</div><div>Tools</div><div>Install Time</div></div></div>	<div><div><p>LoadLifter 5000 ULTIMATE</p><p>Up to 5,000 lbs. Load-Leveling Capacity*</p></div><div><div>Rear</div><div>Kit</div><div>Difficulty Level</div><div>Tools</div><div>Install Time</div></div></div>	<div><div><p>LoadLifter 7500 XL ULTIMATE</p><p>Up to 7,500 lbs. Load-Leveling Capacity* +20%</p></div><div><div>Rear</div><div>Kit</div><div>Difficulty Level</div><div>Tools</div><div>Install Time</div></div></div>	<div><div><p>Air Lift ProSeries</p><p>Up to 5,000 lbs. Load-Leveling Capacity*</p></div><div><div>Rear</div><div>Kit</div><div>Difficulty Level</div><div>Tools</div><div>Install Time</div></div></div>																		
Model	Start Year	End Year	Drive	Notes		Kit	Type	Difficulty Level	Tools	Install Time	Kit	Difficulty Level	Tools	Install Time	Kit	Difficulty Level	Tools	Install Time	Kit	Difficulty Level	Tools	Install Time	Kit	Difficulty Level	Tools	Install Time	Kit	Difficulty Level	Tools	Install Time	
Kia																															
Sorento	2016	2019	F&A								60860																				
Sportage	2016	2022	F&A								60860																				
Telluride	2020	2025	F&A								60860																				
Lexus																															
LX 450-470	1996	2002									60728																				
GX460	2010	2020		Does not fit factory air suspension							60804																				
Lincoln - Car																															
Continental	1982	1988		Excl. vehicles w/ factory air suspension							60783																				
Mark VII	1984	1987		Excl. vehicles w/ factory air suspension							60783																				
Towncar	1980	1989									60769																				
Lincoln - Truck/SUV																															
Aviator	2020	2025	AWD	Does not fit factory air equipped vehicles							60855																				
Mark LT	2005	2009	2&4												59544																
MKX	2007	2015	2&4								60819																				
MKS	2010	2016	2&4								60821																				
MKT	2010	2016	2&4								60821																				
Nautilus	2019	2024	AWD	Call for 2025							60854																				
Mazda																															
MPV Van	1996	1998									60776																				
Pickup	1972	1993	2&4	All models											59503																
Pickup	1994	1997	2WD	All models											59516																
Pickup	1994	1997	4WD	All models											59516																
Pickup	1998	2010	2&4	All models											59516																
Mercedes																															
Sprinter 2500	2019	2025	2WD	170" wheelbase											57801																
Sprinter 2500	2019	2025	4WD	170" wheelbase											57802																
Sprinter 2500	2019	2025	2WD	144" wheelbase											57811																
Sprinter 2500	2019	2025	4WD	144" wheelbase											57812																
Mercury - Car																															
Cougar	1989	1991									60789																				
Cougar	1992	1997									60776																				
Grand Marquis	1998	2006									60798																				
Grand Marquis, Colony Park	1983	1997		Including station wagon							60769																				
Sable Station Wagon	1986	2005									60776																				

Add an Air Lift on-board air compressor system. See page 38 to learn more.

Wireless**AIR**



P/N 74000
P/N 74000EZ (with EZ Mount)

Wireless**ONE**



P/N 25980
P/N 25980EZ (with EZ Mount)

Wireless**ONE Tank + EZ Mount**



P/N 25981EZ

Load**Controller**















Single P/N 25854
Dual P/N 25856

Kit Type Abbreviations
















































































































































Air Lift 1000	AL
RideControl	RC
LoadLifter 5000	LL
LoadLifter 5000 Ultimate	U
LoadLifter 7500 XL Ultimate	XL

Features Key and Installation Scale

Features		Difficulty Level	Tools	Modification to Vehicle	Installation Time
	 Up to 20% more volume than LoadLifter 5000		 Hand tools	No metal drilling, grinding or removal of factory components.	 Number of hours a typical professional installer will take
			 Hand tools and drill	Drilling may be required. Removal or temporary disconnection of factory components may be required.	 to complete a full installation
			 Special tools required	Drilling, cutting and/or grinding required. Removal or temporary disconnection of factory components may be required.	





Adjustable Load Support Applications						<div><div></div><div>All Air Lift Front Kits (Representative front kit image)</div><div>Application Information for All Air Lift Front Kits</div></div>	<div><div></div><div>Air Lift 1000 & Air Lift 1000 HD</div><div>Up to 1,000 lbs. Load-Leveling Capacity* 2,100 lbs. for 1000HD*</div></div>	<div><div></div><div>RideControl</div><div>Up to 2,000 lbs. Load-Leveling Capacity*</div></div>	<div><div></div><div>LoadLifter 5000</div><div>Up to 5,000 lbs. Load-Leveling Capacity*</div></div>	<div><div></div><div>LoadLifter 5000 ULTIMATE</div><div>Up to 5,000 lbs. Load-Leveling Capacity*</div></div>	<div><div></div><div>LoadLifter 7500 XL ULTIMATE</div><div>Up to 7,500 lbs. Load-Leveling Capacity* +20%</div></div>	<div><div></div><div>Air Lift ProSeries</div><div>Up to 5,000 lbs. Load-Leveling Capacity*</div></div>
Model	Start Year	End Year	Drive	Notes		<div>Front</div> <div>KitTYPE DIFFICULTY LEVELTOOLS INSTALL TIME</div>	<div>Rear</div> <div>KitDIFFICULTY LEVELTOOLS INSTALL TIME</div>	<div>Rear</div> <div>KitDIFFICULTY LEVELTOOLS INSTALL TIME</div>	<div>Rear</div> <div>KitDIFFICULTY LEVELTOOLS INSTALL TIME</div>	<div>Rear</div> <div>KitDIFFICULTY LEVELTOOLS INSTALL TIME</div>	<div>Rear</div> <div>KitDIFFICULTY LEVELTOOLS INSTALL TIME</div>	<div>Rear</div> <div>KitDIFFICULTY LEVELTOOLS INSTALL TIME</div>
Mitsubishi												
Expo	1992	1993					60776    					
Montero	1990	2000					60747    					
Montero Sport	1997	1998	4WD					59503    				
Montero Sport	1999	2004	4WD				60747    					
Pickup	1983	1993	2WD					59529    				
Raider	2006	2009	2&4					59555    				
Nissan												
Frontier	1998	1998	2WD					59503    				
Frontier	2013	2024	4WD	Call for 2025					57244    			
Murano	2003	2024	F&A	Call for 2025			60774    					
Pathfinder	1987	1995	4WD				60783    					
Pathfinder	1996	2004	4WD				60742    					
Pathfinder	2005	2012	4WD				60810    					
Pathfinder	2013	2024	2&4	Call for 2025			60838    					
Pathfinder Armada	2004	2006	4WD				60807    					
Pickup	1969	1997	2WD					59529    				
Rogue	2014	2020	F&A				60836    					
Rogue	2021	2024	AWD	Call for 2025			60837    					
Titan	2004	2015	2&4					59554    				
Titan	2017	2024	2&4	Call for 2025					57331    	88331    		
Titan XD	2016	2023	2&4	Call for 2024/2025					57229    	88229    		
Xterra	2005	2015	4WD					59562    				
Oldsmobile - Car												
Achieva	1992	1998					60789    					
Aurora	1995	2004					60776    					
Custom Cruiser Station Wagon	1977	1993					60755    					
Custom Cruiser Station Wagon	1984	1995	FWD				60797    					
Cutlass	1964	1966		Including station wagon and Vista Cruiser			60750    					
Cutlass Calais	1985	1991	FWD				60789    					
Cutlass Calais	1982	1996					60797    					
Cutlass, Cutlass Supreme, Calais	1973	1987		Excluding station wagon			60733    					
Cutlass, F-85, 442	1967	1972		Excluding station wagon			60744    					
Delta 88, 98, Regency	1985	1999	FWD				60798    					
LS Sedan	1996	1999					60798    					

Add an Air Lift on-board air compressor system. See page 38 to learn more.

Wireless**AIR**



P/N 74000
P/N 74000EZ (with EZ Mount)

Wireless**ONE**



P/N 25980
P/N 25980EZ (with EZ Mount)

Wireless**ONE** Tank + EZ Mount



P/N 25981EZ

Load**Controller**

















Single P/N 25854
Dual P/N 25856

Kit Type Abbreviations

Air Lift 1000	AL
RideControl	RC
LoadLifter 5000	LL
LoadLifter 5000 Ultimate	U
LoadLifter 7500 XL Ultimate	XL

Features Key and Installation Scale

Features	Difficulty Level	Tools	Modification to Vehicle	Installation Time
 Internal jounce bumper	 Up to 20% more volume than LoadLifter 5000	 Easy	 Hand tools	 Number of hours a typical professional installer will take to complete a full installation   
 Stainless steel attaching hardware		 Medium	 Hand tools and drill	
 Anodized aluminum endcaps		 Expert	 Special tools required	
			No metal drilling, grinding or removal of factory components. Drilling may be required. Removal or temporary disconnection of factory components may be required. Drilling, cutting and/or grinding required. Removal or temporary disconnection of factory components may be required.	





Adjustable Load Support Applications						<div><div></div><div>Application Information for All Air Lift Front Kits</div></div>	Air Lift 1000 & Air Lift 1000 HD	Ride Control	Load Lifter 5000	Load Lifter 5000 ULTIMATE	Load Lifter 7500 XL ULTIMATE	Air Lift ProSeries																							
						Front	Rear	Rear	Rear	Rear	Rear	Rear																							
Model	Start Year	End Year	Drive	Notes		Kit	TYPE	DIFFICULTY	LEVEL	TOOLS	INSTALL TIME	Kit	DIFFICULTY	LEVEL	TOOLS	INSTALL TIME	Kit	DIFFICULTY	LEVEL	TOOLS	INSTALL TIME	Kit	DIFFICULTY	LEVEL	TOOLS	INSTALL TIME	Kit	DIFFICULTY	LEVEL	TOOLS	INSTALL TIME				
Oldsmobile - SUV/Van																																			
Bravada	1991	1994															59503																		
Bravada	2002	2004		Except factory air spring option								60779																							
Silhouette APV	1997	2004										60748																							
Plymouth - Car																																			
Acclaim	1989	1995										60776																							
Reliant	1981	1994										60776																							
Sundance	1987	1993										60776																							
Pontiac - Car																																			
6000	1982	1991										60797																							
Bonneville	1987	1999	FWD									60798																							
Bonneville	2000	2005										60776																							
Firebird, Trans Am	1982	2002										60797																							
Grand Am	1985	1998										60789																							
Grand Am, Grand LeMans, LeMans	1973	1982		Including station wagon								60733																							
Grand Prix	1965	1968										60733																							
Grand Prix	1969	1972										60744																							
Grand Prix	1973	1987										60733																							
J-2000, Sunbird	1982	1994		Including station wagon								60789																							
LeMans	1988	1992										60789																							
LeMans, Tempest, GTO, GT37	1967	1972		Excluding station wagon								60744																							
Safari Station Wagon	1987	1989										60755																							
Tempest, GTO	1964	1966		Including station wagon								60750																							
Pontiac - Van																																			
Transport APV Van, Montana	1997	2005										60748																							
RAM - Truck																																			
RAM 1500 1/2 Ton Pickup - Classic Body Style	2011	2024	2&4	RAM 1500 Classic Combo Kit - Includes an Air Lift 1000 HD kit (60818HD) with a LoadController Compact (single-path) compressor system (25850)								25818HD																							
RAM 1500 1/2 Ton Pickup - New Body Style	2019	2025	2&4	RAM 1500 New Body Style Combo Kit - Includes an Air Lift 1000 HD kit (60828HD) with a LoadController Compact (single-path) compressor system (25850)								25828HD																							
RAM 1500 1/2 Ton Pickup - Classic Body Style	2011	2024	2&4	Does not fit if vehicle is equipped with factory air suspension including classic models body style.								60818											57365								93365				
RAM 1500 1/2 Ton Pickup - New Body Style	2019	2025	2WD	Does not fit if vehicle is equipped with factory air suspension								60828HD																							
RAM 1500 1/2 Ton Pickup - New Body Style	2019	2025	4WD	Does not fit if vehicle is equipped with factory air suspension. Does not fit RAM TRX model. LoadLifter applications do not fit the RAM Rebel model (Air Lift 1000 60828HD still fits). 60828HD fits 2WD & 4WD.								60828HD											57375								93375				
RAM 2500 3/4 Ton Pickup	2011	2013	2WD	Will fit most side-mount 5th wheel hitch applications																			57297												
RAM 2500 3/4 Ton Pickup	2011	2013	4WD	Fits factory in-bed hitch system																			57295								93295				
RAM 2500 3/4 Ton Pickup	2014	2025	2&4	Fits factory in-bed hitch system. Does not fit if vehicle is equipped with factory air suspension. Kit 80532 fits 4WD only								80532											57289								93289				
RAM 3500 1 Ton Pickup	2011	2018	2WD	Fits single-rear-wheel (SRW) and dual-rear-wheel (DRW) models. Will fit most side-mount 5th wheel hitch applications. Does not fit cab & chassis applications.																			57297												
RAM 3500 1 Ton Pickup	2011	2018	4WD	Fits single-rear-wheel (SRW) and dual-rear-wheel (DRW) models. Fits factory in-bed hitch system. Does not fit cab & chassis applications. Does not fit with factory air suspension.																			57295								93295				
RAM 3500 1 Ton Pickup	2019	2025	4WD	Fits single-rear-wheel (SRW) and dual-rear-wheel (DRW) models								80532																							
RAM 3500 1 Ton Pickup	2019	2025	2&4	Fits 2WD single-rear-wheel (SRW) and 4WD single-rear-wheel (SRW) & dual-rear-wheel (DRW) models																			57231								93231				
RAM 3500 Chassis Cab (Commercial Chassis)	2019	2025	2&4	Fits dual-rear-wheel (DRW) only																			57263								93263				
RAM 4500 Commercial Cab and Chassis	2011	2025	2&4																																
RAM 5500 Commercial Cab and Chassis	2011	2025	2&4																																



Add an Air Lift on-board air compressor system. See page 38 to learn more.

Wireless**AIR**



P/N 74000
P/N 74000EZ (with EZ Mount)

Wireless**ONE**



P/N 25980
P/N 25980EZ (with EZ Mount)

Wireless**ONE Tank + EZ Mount**



P/N 25981EZ

Load**Controller**



Single P/N 25854
Dual P/N 25856

Kit Type Abbreviations

Air Lift 1000
RideControl
LoadLifter 5000
LoadLifter 5000 Ultimate
LoadLifter 7500 XL Ultimate

Features Key and Installation Scale

Features	Difficulty Level	Tools	Modification to Vehicle	Installation Time
Internal jounce bumper	Up to 20% more volume than LoadLifter 5000	Hand tools	No metal drilling, grinding or removal of factory components.	Number of hours a typical professional installer will take
Stainless steel attaching hardware		Hand tools and drill	Drilling may be required. Removal or temporary disconnection of factory components may be required.	to complete a full installation
Anodized aluminum endcaps		Special tools required	Drilling, cutting and/or grinding required. Removal or temporary disconnection of factory components may be required.	installation

Air Lift® ProSeries

Up to 5,000 L
Load-Leveling
Capacity*



Rear				
Kit	DIFFICULTY LEVEL	TOOLS	INSTALL	

Single	Dual
P/N 25854	P/N 25856

Air Lift 1000.....	AL
RideControl	RC
LoadLifter 5000	LL
LoadLifter 5000 Ultimate	U
LoadLifter 7500 XL Ultimate	XL

Features		Difficulty Level	Tools	Modification to Vehicle	Installation Time
 Internal jounce bumper	 Up to 20% more volume than LoadLifter 5000	 Easy	 Hand tools	No metal drilling, grinding or removal of factory components.	 Number of hours a typical professional installer will take to complete a full installation
 Stainless steel attaching hardware		 Medium	 Hand tools and drill	Drilling may be required. Removal or temporary disconnection of factory components may be required.	
 Anodized aluminum endcaps		 Expert	 Special tools required	Drilling, cutting and/or grinding required. Removal or temporary disconnection of factory components may be required.	



SLAMAIR™ / DRAG BAGS

SlamAir Applications for Lowered Vehicles								
Model	Start Year	End Year	Drive	Notes	2" - 4" Rear Kit	Replacement Bag	5" - 6" Rear Kit	Replacement Bag
Chevrolet/GMC								
1/2 Ton Full Size Truck	1988	1998	2WD		59103	50254	59106BT	50203
3/4 Ton Truck	1988	2000	2WD	Classic Only	no fit	no fit	59202	50207
1 Ton Truck	1988	2000	2WD		no fit	no fit	59202	50207
Astro Van	1995	2004	2WD	Multi-leaf		50254	no fit	no fit
Silverado/Sierra 1/2 Ton Pickup	1993	2008	2WD	Except 1500 HD	59103	50254	no fit	no fit
Silverado/Sierra GMT 800	1999	2007	2WD	Fits 4-6" drops only	59209	50266	59209	50266
Silverado/Sierra GMT 900	2007	2018	2WD	Fits 4-6" drops only; Does not fit long bed	59209	50266	59209	50266
Ford								
1/2 Ton Full Size Truck	1970	2004	2WD	For 2004, fits Heritage model only	59103	50254	no fit	no fit
F-150	2004	2014	2&4	New body, excludes Heritage models	59210	50266	59210	50266
Dodge								
1/2 Ton Full Size Truck	1969	2001	2WD		59103	50254	no fit	no fit
1500	2002	2008	2WD	Fits 4-6" drops only	59113	50259	59113	50259
Lincoln								
Mark LT	2005	2009	2&4		59210	50266	59210	50266
Mazda								
Pickup	1998	2009	2WD		59103	50254	no fit	no fit

*Does not fit if top of leaf to bottom of the frame is less than 8.5"

Drag Bags Applications										
Model	Start Year	End Year	Front Kit	Front Repl. Bag Only	TOOLS	INSTALL TIME	Rear Kit	Rear Repl. Bag Only	TOOLS	INSTALL TIME
Buick										
Deluxe, Special, Skylark	1967	1972					60844	60844	🔧	1
Regal, Century, Gran Sport	1973	1987					60844	60844	🔧	1
Chevrolet										
Camaro Z-28, IROC-Z	1982	2002					60897	60897	🔧	1
Chevelle, Malibu, SS, “300”	1967	1972					60844	60844	🔧	1
Chevelle, Malibu, Laguna (incl. Station Wagon)	1973	1983					60844	60844	🔧	1
El Camino	1967	1987					60844	60844	🔧	1
Monte Carlo	1973	1988					60844	60844	🔧	1
Monte Carlo SS	1984	1988					60844	60844	🔧	1
Ford										
Mustang	1979	2004					60897	60897	🔧	1
Oldsmobile										
Cutlass, F-85, 442 (excl. Station Wagon)	1967	1972					60844	60844	🔧	1
Cutlass	1973	1988					60844	60844	🔧	1
Pontiac										
Firebird, Trans Am	1982	2002					60897	60897	🔧	1
Grand Am, LeMans	1973	1982					60844	60844	🔧	1
Grand Prix	1969	1972					60844	60844	🔧	1
Grand Prix	1973	1987					60844	60844	🔧	1
GTO, LeMans, Tempest, Judge, Custom “S” (excl. station wagon)	1967	1972					60844	60844	🔧	1




MOTORHOMES / RV / STEP VANS

Motorhome/RV/Step Van Applications													
Model	Start Year	End Year	Notes	Front Kit	Front Repl. Bag Only	TOOLS	INSTALL TIME	Std. Rear Kit	Std. Rear Repl. Bag Only	Ultimate Rear Kit	Ultimate Rear Repl. Bag Only	TOOLS	INSTALL TIME
Chevrolet													
G-30 Class “C”	1970	1995		81560	81260	🔧	1			88105	84264	🔧	2
G-3500 Cutaway Chassis	1998	2012	No fit for ‘96-’97					57245	50252	88245	84252	🔧	2
G-4500 Cutaway Chassis	2009	2012						57245	50252	88245	84252	🔧	2
GP-30 Cutaway Chassis	1993	1995		81560	81260	🔧	1			88203	84284	🔧	2
5500 Cutaway Chassis/ C4500	2004	2009						57292	50329			🔧	2
W20/W22/W24	2002	2009	GVWR 20,000-24,000	88101	50252 84252	🔧	1			88202	84201	🔧	2
Workhorse W-18	2000	2009	18,000 GVWR only	81560	81260	🔧	1						
Workhorse W-16	2005	2009	10,500-17,000 GVWR	81560	81260	🔧	1						
P-30, P-32	1993	2005	Over 14,500 GVWR	81560	81260	🔧	1			88219	84201		2
P-30, P-32	1963	1999	93-’99 14,500 GVWR and under	81560	81260	🔧	1			88203	84284	🔧	2
Ford													
E-350 Class “C”	1975	2026								88138	84264	🔧	2
E-450 Super Duty Class “C”	1996	2008	Underframe kit for up to 14,050 GVWR					57131	50201	88131	84201	🔧	2
E-450 Super Duty Class “C”	1996	2026	Side mount kit for maximum load & stability with GVWR over 14,050; Requires 8” between tire and frame.					57242	50251	88242	84251	🔧	2
F-53 Class “A”	1990	1997		57140 88140	50252 84252	🔧	2			88208	84201	🔧	2
F-53 Class “A”	1998	2008	Does not fit 26,000 GVWR. Requires 9” between the tire and frame.	57140 88140	50252 84252	🔧	2	57410	50229			🔧	2
F-53 Class “A” Commercial Chassis	2009	2024	Does not fit 24,000 & 26,000 GVWR. Requires 8” between the tire and frame.	88240	84264	🔧	1.5	57344	50201	88344	84251	🔧	2
Toyota													
Micro Mini	1986	1994						57113	50252	88113	84252	🔧	2

UNIVERSAL AIR SPRING KITS

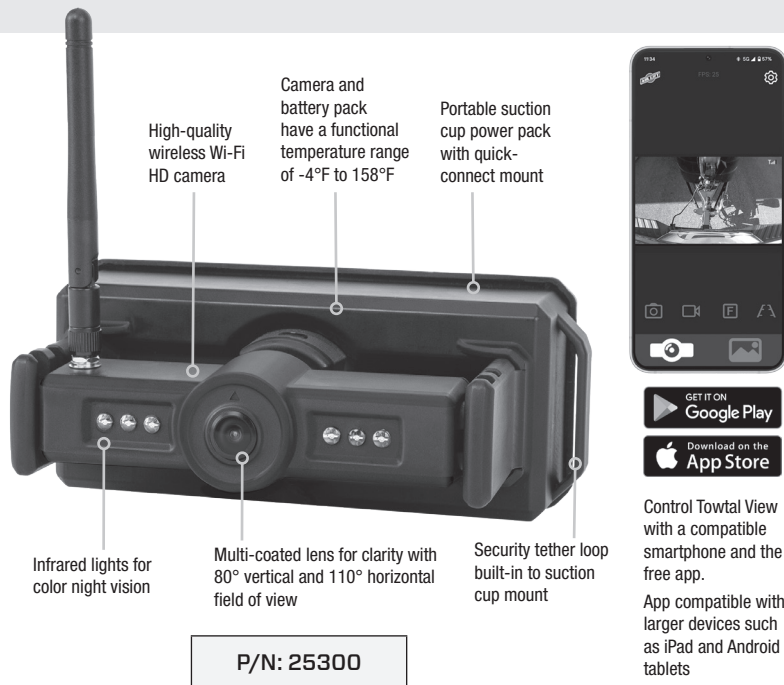
Air Lift 1000 Universal Air Springs											
Kit #	Min. Diameter (Y)	Min. Length (X)		Kit #	Min. Diameter (Y)	Min. Length (X)		Kit #	Min. Diameter (Y)	Min. Length (X)	
60900	3.00"	5.50"		60909	4.00"	8.00"		60920	5.00"	9.00"	
60901	3.00"	8.00"		60910	4.00"	9.00"		60921	5.00"	11.00"	
60902	3.00"	9.00"		60911	4.00"	10.00"		60922	5.50"	5.50"	
60903	3.50"	5.26"		60914	4.50"	6.50"		60923	5.50"	7.50"	
60904	3.50"	7.75"		60915	4.50"	7.50"		60924	5.50"	8.50"	
60905	3.50"	9.50"		60916	4.50"	9.00"		60925	5.50"	9.50"	
60906	4.00"	5.00"		60917	4.50"	10.00"		60926	5.50"	10.50"	
60907	4.00"	6.00"		60918	5.00"	5.25"		60927	5.50"	11.50"	
60908	4.00"	7.00"		60919	5.00"	7.00"					

Towtal View™ NEW! HD Camera with Versatile Mounts

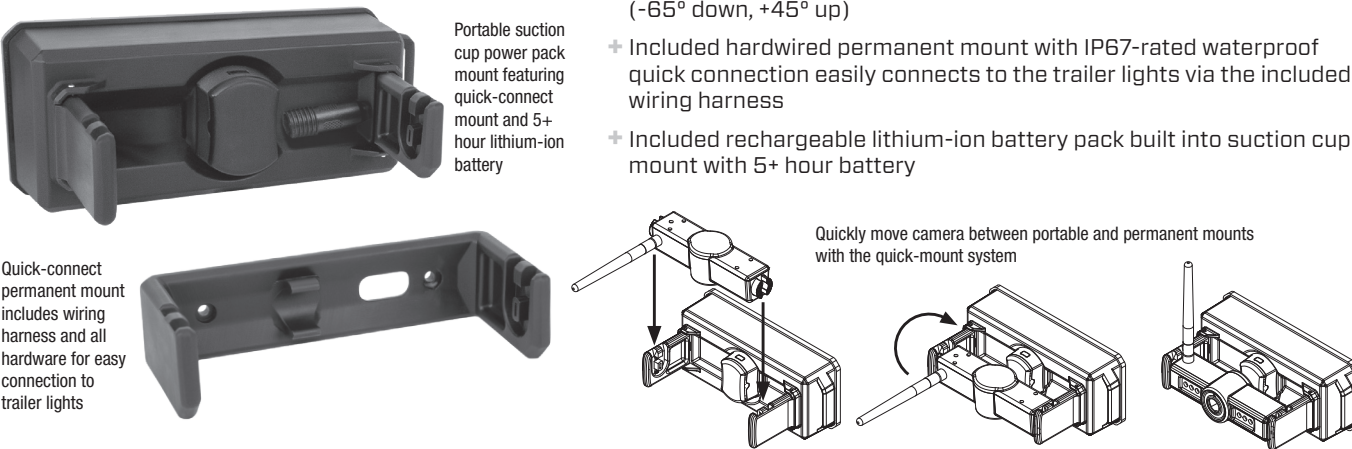


Towtal View Camera Features

- + 80° vertical and 110° horizontal field of view (FOV)
- + Wireless HD camera with over 100 feet of reliable range via a strong and secure Wi-Fi connection
- + Free mobile app for iOS and Android to view live color camera feed, record video, capture photos, add/remove backup-assist lines, mirror the image and rotate the image
- + Quick-connect mounts allow for easy, no-tool swapping between hardwired and battery pack mounts
- + Infrared LED lights for night vision maintaining color viewing, rather than traditional black & white night vision
- + With a portable mount and 5+ hours of battery, the camera can be mounted in a variety of locations
- + Multi-coated lens for clarity by reducing glare, resisting fingerprints and scratches and improving color accuracy
- + IP68 waterproof rated
- + 2-year limited warranty



Versatile Mount Features



Towtal View™ NEW! LaneGuard™ and LaneGuard™ Pro




LaneGuard

P/N 25341

Single Sensor Solution for Blindspot Detection

LaneGuard offers Blind Spot Detection (BSD) and Lane Change Assist (LCA). These features cover blind spots making lane changes safer. The system includes LED light strips mounted on the front of the trailer for clear feedback.



LaneGuard Features

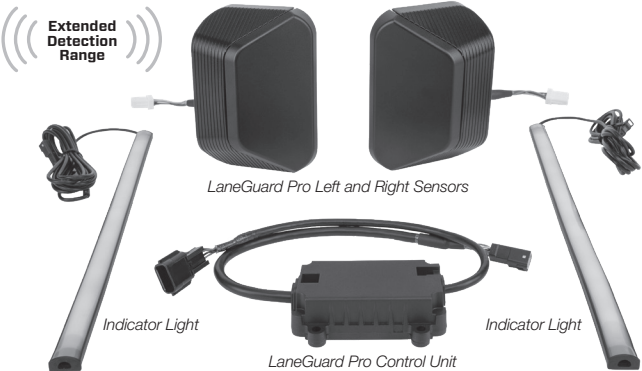
- + **Enhanced Safety:** Blind Spot Detection (BSD) and Lane Change Assist (LCA) to reduce the risk of accidents caused by limited visibility.
- + **Stress-Free Maneuvering:** Simplify lane changes and merging with proactive alerts that let you know when it's safe to move, making towing less stressful.
- + **Easy to Install:** LaneGuard has a straightforward installation process that integrates seamlessly with your vehicle, getting you on the road quickly and safely.

LaneGuard Pro

P/N 25342

Dual Sensor Solution for Blindspot Detection

LaneGuard Pro offers Blind Spot Detection (BSD), Lane Change Assist (LCA), and Rear Cross Traffic Alert (RCTA), along with an extended detection range for continuous monitoring of the vehicle's surroundings, simplifying lane changes and reverse maneuvers.



LaneGuard Pro Features

- + **All the same features as LaneGuard plus...**
- + **Comprehensive Coverage:** With dual radars, LaneGuard Pro offers not only Blind Spot Detection (BSD) and Lane Change Assist (LCA) but also Rear Cross Traffic Alert (RCTA), providing all-around protection.
- + **Advanced Alert System:** Provides timely and accurate alerts about obstacles behind the trailer when reversing.
- + **Superior Visibility:** The dual radar setup extends the range of detection, giving you a broader view of the surroundings.

Part Number	Product	Sensor	BSD	LCA	RCTA
25341	LaneGuard	Single	Yes	Yes	No
25342	LaneGuard Pro	Dual	Yes	Yes	Yes



COMPRESSOR SYSTEMS

Compressor Systems			
Features	SINGLE-PATH Controlling two air springs together		DUAL-PATH Controlling two air springs independently
WIRELESS <ul style="list-style-type: none">Wireless controller with exterior-mounted compressor and manifoldProgrammable preset positionsAdjust to tune the rideEasier to install...no gauges to mount <div>Also available as an Upgrade Kit for your existing WirelessOne or WirelessAir System!</div>	Wireless ONE Tank + EZ Mount P/N 25981EZ		Wireless AIR Tank + EZ Mount P/N 74100EZ
<div>NEW!</div> <p>P/N 25981 Upgrade Kit (WirelessOne) P/N 74100 Upgrade Kit (WirelessAir)</p>	Wireless ONE P/N 25980	Wireless AIR P/N 74000	
	<p>WirelessONE with EZ MOUNT P/N 25980EZ</p> <p>Manifold and upgraded compressor together in one bracketed assembly.</p>	<p>WirelessAIR with EZ MOUNT P/N 74000EZ</p> <p>Manifold and upgraded compressor together in one bracketed assembly.</p>	
COMPACT & PANEL ANALOG <ul style="list-style-type: none">In-cab mountable controller connected via air lines to exterior mounted compressorOne-touch button controlLow pressure sensorHeavy-duty compressor option (Compact) and Standard-duty compressor option (Panel) <p>Single- and Dual-Path gauges come with a mounting pod or can easily fit into A-pillar pod or can be flush mounted.</p>	Load Controller Compact		Load Controller Panel
	<p>Heavy-duty P/N 25854</p>	<p>Standard-duty P/N 25592</p>	<p>Heavy-duty P/N 25856</p> <p>Single- and Dual-Path gauges come with a mounting pod.</p>

Accessories		
Model	Notes	Kit Number
Universal Air Spring Spacers for ProSeries and LoadLifter Kits		
Universal Air Spring Cradle	Kit includes 2 universal air spring spacers made from durable and lightweight engineered resin plus all attaching hardware	52500
Air Spring Spacer — 2" spacer	Includes all hardware; Does not fit RideControl	52420 — straight
Air Spring Spacer — 4" spacer (available in straight and angled versions)	Includes all hardware; Does not fit RideControl	52440 — straight 52445 — angled
Air Spring Spacer — 6" spacer (available in straight and angled versions)	Includes all hardware; Does not fit RideControl	52460 — straight 52465 — angled
Visit Air-Lift.co/spacer for more information on how to choose the right spacer for your application.		
Replacement Hose Kits		
Hose Cutter		10530
Replacement Hose Kit - Push-on (607xx & 807xx Series)		22007
P-30 Hose Kit		22022
Replacement Hose Kit (605xx & 805xx Series)		22030
Other Accessories		
160 PSI Air Shock Controller		25804



DIGITAL PORTABLE COMPRESSOR



Air Lift's new Digital Portable Compressor includes a portable compressor with a digital gauge which shows the pressure reading. The kit includes a 7-way power adapter, allowing the compressor to be powered via the vehicle's 7-way trailer plug, and an alligator-style battery clamp power adapter, allowing the compressor to be powered via the vehicle's battery. Also included is a 3-piece inflation tip kit. This compressor can inflate air springs, vehicle tires, bike tires, toys, etc.

Digital Portable Compressor:
P/N: 16188

- + Portable compressor with 120 PSI digital pressure gauge
- + Pressure presets with automatic shutoff at the desired pressure
- + Deflate button on the air hose
- + 7-way power adapter
- + Battery clamp power adapter
- + LED work light / power indicator
- + Deluxe Carry Bag
- + 3-piece inflation tip kit
- + Presta valve adaptor
- + 6' power cord with 16' air hose



Included with the Digital Portable Compressor, and *also sold separately*, are the 7-Way Power Adapter and Battery Clamp Adapter

7-Way Power Adapter:
P/N: 16153

- + 7-way power adapter connects to vehicle's trailer 7-way plug to power a compressor
- + SAE connector on power cord
- + Upgrade or convert your existing compressor to 7-way connector



Battery Clamp Adapter:
P/N: 16152

- + Battery clamp power adapter connects to vehicle's battery to power a compressor
- + SAE connector on power cord
- + Upgrade or convert your existing compressor to battery clamp connections


















3 in 1 Air Down Gauge:
P/N: 16151


The 3 in 1 Air Down Gauge is an air pressure gauge with a thread-on-style connector that allows for hands-free pressure reading. Additionally, the gauge hose includes a handy deflation button.









- + Compact analog 100 PSI gauge for reading of air pressure
- + Deflate button to allow decreasing of air pressure
- + Thread-on hose adapter
- + Easily and accurately read air spring pressures, tires pressures or anything with a standard Schrader valve





Part Number	Product	Compressor	Min Pressure	Max Pressure
16188	Digital Portable Compressor	88P Digital	0	120
16151	Analog Pressure Gauge	NA	0	100
16152	Battery Clamp Adapter	NA	NA	NA
16153	7-Way Power Adapter	NA	NA	NA


Replacement Parts	P/N	Description
 	16060	Standard-duty 12V Air Compressor, 0.92 CFM, 100 PSI Replacement compressor for kits 25592 & 25980
	16192	Heavy-duty 12V Air Compressor, 1.03 CFM, 120 PSI Replacement compressor for kits 25854, 25856, 25980EZ, 74000 & 74000EZ
	16444	Heavy-duty 12v Air Compressor, 1.76 CFM, 200 PSI Replacement compressor for kits 25981, 25981EZ
	16544	Heavy-duty 12v Air Compressor Replacement compressor for kits 74100, 74100EZ
 	26156	Single Gauge Panel Assembly for LoadController
	26159	Dual Gauge Panel Assembly for LoadController
  	25194	Single Analog Gauge
	25195	Dual Analog Gauge
	25196	Analog Gauge Pod (pod only, gauge not included)
 	26897	WirelessAir Harness
	26896	WirelessOne Harness
	26927	WirelessAir Tank + EZ Mount Harness (not shown)
	26933	WirelessOne Tank + EZ Mount Harness (not shown)
	72718-w	Replacement manifold for kits 25980, 25980EZ, 25981EZ
	72710-w	Replacement manifold for kits 73000EZ, 74000, 74000EZ, 74100EZ
	72719-w	Replacement controller for kits 25980, 25980EZ, 25981EZ
	73006-w	Replacement controller for kits 73000EZ, 74000, 74000EZ, 74100EZ




Service Parts Kit	P/N	Description
	25301	Kit includes: 1 - 20937 - 50ft. of 1/4" Poly Hose (Urethane) 2 - 20086 - Air Line Assembly 4 - 21838 - Tee 1/4"PTC - 1/4"PTC 4 - 21837 - Elbow 1/8"MNPT - 1/4"PTC 2 - 21830 - Elbow 1/4"MNPT - 1/4"PTC 4 - 21840 - Union 1/4"PTC x 1/4"PTC 2 - 21739 - Tee, Single Barb for .170 ID 2 - 21848 - Elbow 1/8"MNPT x 1/4"PTC

Fittings	P/N	Description
	21841	1/8"MNPT x 1/4"PTC
	21810	1/4"PTC-1/4"FNPT
	21869	1/4"FNPT-1/4"PTC
	21815	1/8"MNPT x 4AN
	21830	1/4"MNPT x 1/4"PTC
	21837	1/8"MNPT x 1/4"PTC
	21848	1/8"MNPT x 1/4"PTC
	52837	1/8"MNPT x 1/4"PTC
	21804	1/8"MNPT x 4AN M
	21807	1/4"MNPT x 1/4"PTC
	21813	1/4"MNPT x 4AN
	21839	1/4"PTC x 1/8"MNPT
	21838	1/4"PTC x 1/4"PTC
	52838	1/4"PTC x 1/4"PTC
	21842	Y 1/4"PTC

PTC - Push-to-Connect Fitting
NPT - National Pipe Thread Fitting
AN - (Army-Navy) Flare-type Compression Fitting

1/4" Air Line	P/N	Description
	20220	Hose, 20ft., Nylon (20946)
	20230	Hose, 30ft., Nylon (20946)
	20250	Hose, 50ft., Nylon (20946)
	20260	Hose, 60ft., Nylon (20946)
	20315	Hose, 15ft., Urethane
	10530	Hose Cutter


Hose Assemblies	P/N	Description
	20084	Ultimate Plus Nylon Hose Assembly, 8ft.
	20086	LoadLifter Hose Assembly, 16ft.

Hose Kits	P/N	Description
	22007	Replacement Hose Kit - Push-on (Air Lift 1000 Series)
	22022	P-30 Hose Kit
	22030	Replacement Hose Kit - Screw-on (Air Lift 1000 Series)

STAINLESS STEEL UPGRADE KITS

Upgrade Any LoadLifter 5000 Series Kit

Ultimate Plus Upgrade Kit	P/N	Description
	52301	Includes stainless steel air lines (2 x 5.5'), roll plates, AN fittings and mounting hardware

Braided Air Line Upgrade Kit	P/N	Description
	52300	Includes stainless air lines (2 x 5.5') and AN fittings only



REPLACEMENT AIR SPRINGS

Kit	Replacement Air Spring
57132	50252
57147	50252
57154	50252
57200	50298
57204	50297
57205	50252
57211	50297
57212	50201
57213	50290
57215	50201
57216	50201
57228	50298
57229	50201
57230	50235
57231	50201
57233	50251
57234	50772
57237	50201
57242	50251
57244	50225
57245	50252
57250	50201
57257	50293
57263	50201
57268	50205
57269	50213
57272	50298
57275	50290
57284	50205
57286	50290
57288	50217
57289	50293
57291	50201
57292	50229
57295	50293
57297	50217
57298	50201
57300	50225
57331	50771
57338	50297
57340	50251
57341	50297
57343	50201
57345	50229
57347	50201
57349	50201
57350	50293
57352	50293
57355	50385
57365	50293
57375	50293
57380	50293
57383	50383
57385	50385
57388	50293

Kit	Replacement Air Spring
57389	50389
57390	50201
57393	50201
57395	50201
57396	50201
57397	50201
57398	50201
57399	50293
57409	50201
57415	50803
57531	50236
57538	50236
57541	50236
57550	50236
57552	50236
57575	50236
57577	50236
57579	50236
57580	50236
57589	50236
57595	50236
57596	50236
57801	50801
57802	50801
57811	50801
57812	50801
59501	50203
59502	50255
59503	50208
59507	50269
59508	50203
59516	50259
59518	50259
59521	50269
59526	50256
59529	50202
59530	50291
59533	50292
59537	50256
59539	50203
59544	50270
59547	50254
59551	50203
59554	50256
59555	50203
59561	50254
59562	50259
59564	50256
59565	50203
59568	50203
59570	50736
60713	60213
60724	60724
60728	60728
60732	60232

Kit	Replacement Air Spring
60733	60733
60740	60740
60742	60742
60743	60743
60744	60744
60747	60747
60748	60748
60750	60750
60754	60754
60755	60755
60756	60756
60769	60269
60774	60774
60776	60776
60779	60779
60783	60783
60786	60786
60789	60789
60793	60793
60797	60797
60798	60798
60804	60804
60807	60807
60808	60808
60809	60809
60810	60810
60811	60811
60812	60812
60814	60814
60815	60315
60816	60816
60817	60317
60818	60318
60818HD	60318HD
60819	60819
60821	60821
60822	60322
60824	60824
60825	60825
60826	60826
60828	60328
60828HD	60328HD
60829	60829
60830	60830
60834	60834
60836	60836
60837	60837
60838	60838
60840	60840
60842	60842
60852	60852
60854	60854
60855	60355
60856	60856
60857	60857

Kit	Replacement Air Spring
60858	60858
60859	60859
60860	60860
60861	60861
60863	60363
60864	60364
60865	60365
61741	61241
61792	61792
80702	80702
81560	81260
88101	84252
88105	84264
88113	84252
88128	84252
88129	84252
88131	84201
88132	84252
88138	84252
88140	84252
88147	84252
88154	84252
88200	84298
88202	84201
88204	84297
88205	84252
88208	84201
88211	84297
88212	84201
88213	84290
88215	84201
88216	84201
88217	84201
88219	84201
88221	84201
88228	84298
88229	84201
88230	84235
88231	84201
88233	84251
88234	84772
88237	84201
88242	84251
88245	84252
88250	84201
88255	84293
88257	84293
88268	84205
88272	84298
88275	84290
88284	84205
88286	84290
88288	84217
88289	84293
88291	84201

Kit	Replacement Air Spring
88295	84293
88297	84217
88298	84201
88299	84264
88331	84771
88338	84297
88339	84297
88340	84251
88341	84297
88344	84251
88347	84201
88349	84201
88350	84293
88352	84293
88355	84385
88365	84293
88375	84293
88380	84293
88383	84383
88385	84385
88388	84293
88389	84389
88390	84201
88393	84201
88395	84201
88396	84201
88397	84201
88398	84201
88399	84293
88408	84297
88412	84298
88413	84298
88414	84299
89200	84412
89204	84301
89215	84301
89275	84301
89288	84325
89289	84301
89295	84301
89338	84301
89365	84301
89385	84585
89388	84301
89396	84301
89398	84301
89399	84301
89412	84412
89413	84412
89231	84301
89355	84585
89350	84301
89375	84301

FREQUENTLY ASKED QUESTIONS



Q. Will adding air springs increase the weight rating of my vehicle?

A. No. Adding air springs does not change the Weight Rating (GVWR, GCWR, GAWR) of a vehicle. Adding weight over the factory rating is dangerous and voids your Air Lift warranty. Weight ratings take into account tires, bearings, frame, brakes and more. Increasing your suspension’s ability to support weight does not increase the weight ratings. Never exceed your vehicle’s weight ratings.

Q. Do you have to add a compressor (On-Board Air Compressor System) to your air springs?

A. A compressor isn’t required, but it is convenient! An on-board air compressor system allows you to inflate and deflate your air springs on the go. Compressors remove the hassle of pulling over or searching for service stations with air pumps. With our on-board air compressor systems, all adjustments are automatic and can be made with the touch of a button while driving or parked.

Q. Do I have to keep air in the springs all the time, and how much pressure do I need?

A. Yes, you should always maintain the recommended minimum air pressure of 5 PSI, even if your vehicle isn’t loaded. This keeps the air springs “in shape” and able to perform without rubbing or wearing. Just check the air pressure periodically, as you do for your tires.

Q. Can air springs raise or lower my vehicle?

A. If you’re asking if conventional air springs can take the place of a lift or lowering kit, the answer is NO. If you’re asking if air springs will cause a normal ride height vehicle to ride higher, the answer is YES, if you want them to, by adding pressure, but only by an inch or two. If you DO want to lower your vehicle, look into our Air Lift Performance products. If you have a lowered truck and want to add air springs for towing, look at SlamAir™ (page 34). If you have a lifted truck and would like to add the support of air springs, check out Universal Air Spring Spacers (page 37). Call customer support at (800) 248-0892 for more information.

Q. My vehicle rides rough while towing or hauling; will adding air make it ride better?

A. Absolutely! Air springs are engineered to increase ride quality when carrying heavy loads and help fatigued springs ride smoothly. Our air springs greatly improve ride quality when towing or hauling.

Q. Can I use air springs with factory overload springs?

A. Yes, most of Air Lift’s applications work with overload springs. Check our application guide for your vehicle.

Q. How long do air springs last?

A. Forever! If they are properly installed and maintained, our air springs can last indefinitely. Just check the pressure regularly, or use an on-board air system to maintain it for you. Air Lift offers a lifetime warranty on all of our air spring kits. See page 5 for details.

Q. What’s better, steel helper springs or air helper springs?

A. Air Lift air helper springs are the best solution because they are totally adjustable — steel springs are not. All you have to do is add or remove air to fine-tune your ride for all load situations! That’s the reason professional drivers choose air over steel.

Q. How do I get replacement parts if I ever need them?

A. Air Lift sells many parts individually, while our competitors want to sell you pairs of parts. You can get Air Lift replacement parts from your dealer or directly from Air Lift Company. If your dealer cannot help, call Air Lift at 1-800-248-0892.

AIR LIFT PROSERIES REPLACEMENT AIR SPRINGS

Kit	Replacement Air Spring
94200	86005
94204	86005
94212	86005
94215	86005
94216	86005
94228	86005
94229	86005
94231	86005
94234	86004
94268	86004
94272	86005
94275	86005
94288	86004

Kit	Replacement Air Spring
94289	86005
94295	86005
94299	86003
94338	86005
94341	86005
94350	86005
94352	86005
94355	86006
94365	86005
94375	86005
94385	86005
94388	86005
94390	86005

Kit	Replacement Air Spring
94391	86005
94395	86005
94396	86005
94398	86005
94399	86005
93200	86001
93204	86001
93212	86001
93215	86001
93216	86001
93228	86001
93229	86001
93231	86001

Kit	Replacement Air Spring
93234	86002
93263	86001
93268	86002
93272	86001
93275	86001
93288	86002
93289	86001
93295	86001
93338	86001
93341	86001
93343	86001
93350	86001
93352	86001

Kit	Replacement Air Spring
93355	86001
93365	86001
93375	86001
93380	86001
93385	86001
93388	86001
93390	86001
93391	86001
93395	86001
93396	86001
93398	86001
93399	86001

NOTE: Replacement air spring kits include one (1) air spring and the hardware to attach the replacement air spring to the brackets.



◀ Check out all the
NEW Air Lift Products



Product information and photographs are accurate at the time of printing. Kit and part photographs are representative and vary according to vehicle application. Air Lift Company reserves the right to upgrade or modify content as new components become available and is not responsible for misprints.

AD-868 • 5/25 • Copyright © 2025 Air Lift Company

Customer Support:

service@airliftcompany.com

1.800.248.0892

airliftcompany.com

